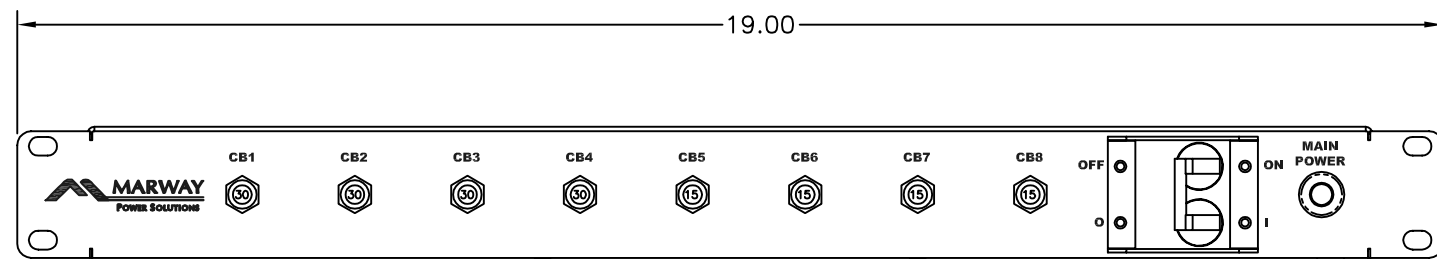



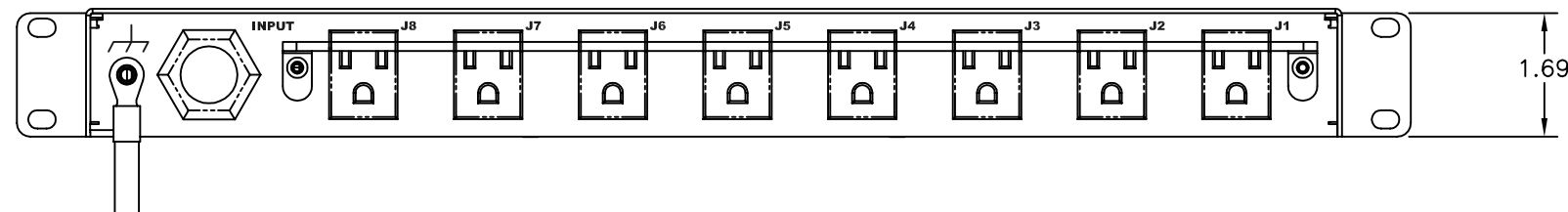
| REVISIONS | | | | |
|-----------|-----|-----------------|---------|----|
| ECN# | REV | DESCRIPTION | DATE | BY |
| | A | INITIAL RELEASE | 9/10/10 | HC |



FRONT VIEW



SIDE VIEW



REAR VIEW

| | | |
|----------------|-----------------------------|--|
| Configuration | Type | Basic |
| | Layout | 1 U |
| Input 1 | Voltage | 120 VAC, Single Phase, 50/60 Hz |
| | Max Current | 30 Amps |
| | Max Load | 2.88 KVA |
| | Connection | Terminals |
| | Voltage Monitor | None |
| | Current Monitor | None |
| Outlets | All Panels [1][2] | (8) 5-15R, 120V |
| Protection | Spike/Surge Suppression [1] | Yes |
| | EMI Filter [1] | Yes |
| | Over Current [1] | (1) 30A Main Breaker (4) 30A Circuit Breaker (4) 15A Circuit Breaker |
| Env Sensors | Temperature | None |
| | Humidity | None |
| | Interlocks | None |
| | EPO | None |
| Communications | Display | None |
| | Serial | None |
| | Ethernet | None |
| | Protocols | None |
| Physical | Dimensions | 1 U x 19" W x 9" D |
| | Weight | lbs |
| | Materials | Chassis: Steel |
| | Finishes | Chassis: Zinc plated Gold, FrontPanel: Zinc plated Gold |

| | | |
|-------------|--|---|
| Operating | Temperature | 32°F to 122°F |
| | Humidity | 0 %RH to 95 %RH |
| | Elevation | 25,000 feet |
| Conformance | Warranty | http://www.marway.com/warranty |
| | Safety Certifications | None |
| | Environment Certifications | None |
| Shock | Vertical [3] | 2G |
| | Lateral [3] | 0.5G |
| | Fore-Aft [3] | 0.5G |
| Vibration | MIL-STD-167/1, TYPE 1 | 4-50 Hz |
| Notes: | [1] Certain details of the circuitry may only be revealed by the schematic (available separately) [2] S = switched, V = monitored voltage, A = monitored amps [3] Mil-STD-810F, Method 516.6, Procedure I, Trapezoidal pulse | |

| | | | |
|--|-----------|-------------------|---|
| UNLESS OTHERWISE SPECIFIED DIMENSIONS ARE IN INCHES TOLERANCES ARE: ANGLES DECIMALS ± .5° .001 ± .03 300K ± .010 DO NOT SCALE DRAWING | METAL NO. | SILK NO. | MARWAY 1721 S. GRAND AVE. POWER SOLUTIONS SANTA ANA, CA 92705 PH: (714) 917-6200 FX: (714) 917-6253 |
| | APPROVALS | DATE | |
| MATERIAL: | DRAWN | HC | 9/10/10 |
| FINISH: | CHECKED | | |
| | APPROVED | | |
| <small>THE INFORMATION CONTAINED IN THIS DRAWING IS THE SOLE PROPERTY OF MARWAY POWER SOLUTIONS. ANY REPRODUCTION IN PART OR AS A WHOLE WITHOUT THE WRITTEN PERMISSION OF MARWAY POWER SOLUTIONS IS STRICTLY PROHIBITED.</small> | | SIZE | CAGE CODE |
| | | D | 60955 |
| | | DWG NO. | 85-017 |
| | | SCALE | P85-017 REV A |
| | | COMPUTER FILE NO. | SHEET 1 OF 1 |