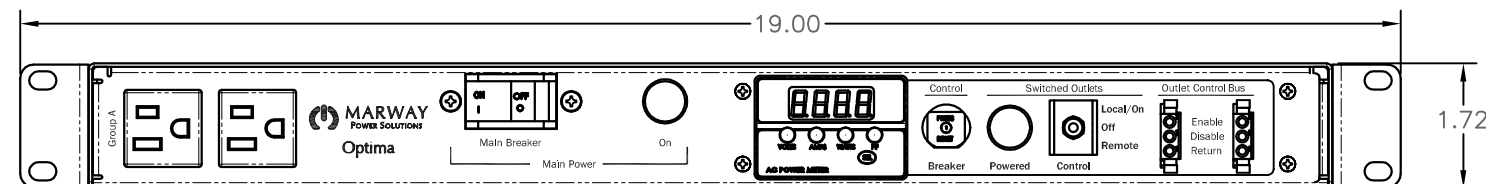
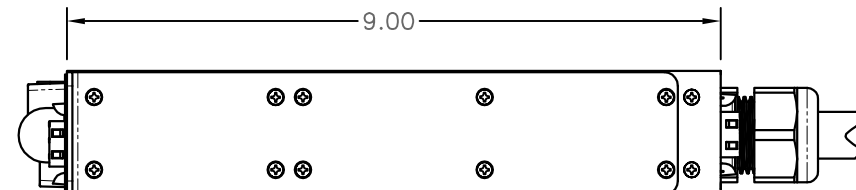


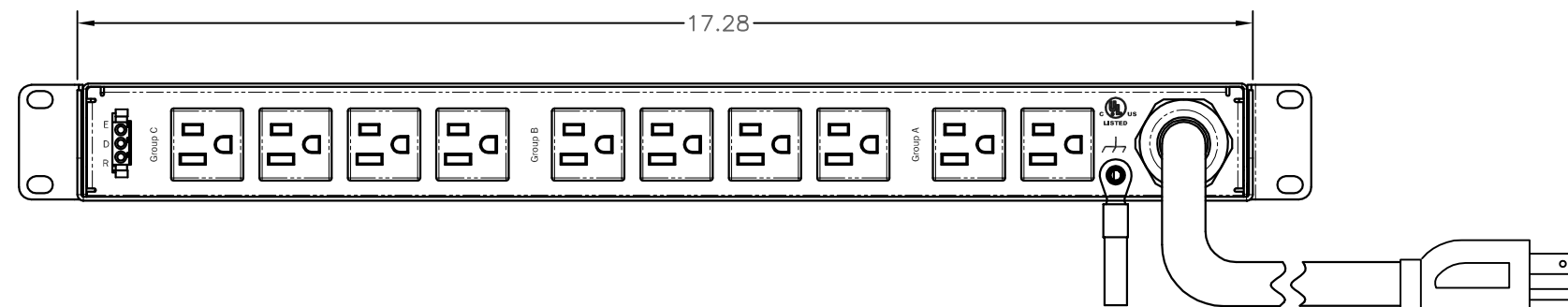
REVISIONS				
ECN#	REV	DESCRIPTION	DATE	BY
	A	INITIAL RELEASE	6/9/15	HC



FRONT VIEW



SIDE VIEW



REAR VIEW

Configuration	Features	VMtr, AMtr, rEPO, Srg
	Layout	1 U
Input 1	Voltage	120 Vac, Single Phase, 50/60 Hz
	Max Current	15 Amps
	Max Load	1.44 KVA
	Connection	5-15P, 9 ft cord, 3-wire 14 ga, SJT jacket (Rear panel)
	Voltage Monitor	Digital, ±1%
	Current Monitor	Digital, ±1%
Outlets	All Panels [1][2]	(4) 5-15R, 120V (8) 5-15R, 120V (S)
Protection	Spike/Surge Suppression [1]	Yes
	EMI Filter [1]	None
	Over Current [1]	(1) 15A Main Breaker
Env Sensors	Temperature	None
	Humidity	None
	Interlocks	None
	EPO	Remote EPO Type N.O./N.O.
Communications	Display	Multi-function Controller
	Serial	None
	Ethernet	None
	Protocols	None

Physical	Dimensions	1 U x 19" W x 9" D
	Weight	lbs
	Materials	Chassis: Steel
Operating	Finishes	Chassis: Zinc plated Black, FrontPanel: Zinc plated Black
	Temperature	32°F to 122°F
	Humidity	5 %RH to 85 %RH
Conformance	Elevation	25,000 feet
	Warranty	<a href="http://www.marway.com/warranty">http://www.marway.com/warranty</a>
	Safety Certifications	UL
	Environment Certifications	None
Notes:		
[1] Certain details of the circuitry may only be revealed by the schematic (available separately)		
[2] S = switched, V = monitored voltage, A = monitored amps		

UNLESS OTHERWISE SPECIFIED DIMENSIONS ARE IN INCHES TOLERANCES ARE: ANGLES ± 5° DECIMALS .001 ± .03 DO NOT SCALE DRAWING	MATERIAL:			
	FINISH:			
APPROVALS		DATE		<p>1721 S. GRAND AVE. SANTA ANA, CA 92705 PH: (714) 917-6200 FX: (714) 917-6253</p> <p>SPECIFICATION DRAWING-- MPD 520008-000</p>
DRAWN		6/9/15		
CHECKED				
APPROVED				<p>SCALE: D 60955</p> <p>SIZE: D</p> <p>CAGE CODE: 60955</p> <p>DWG NO.: 520008-000</p> <p>REV: A</p> <p>COMPUTER FILE NO.: P520008-000 REV A SHEET 1 OF 1</p>