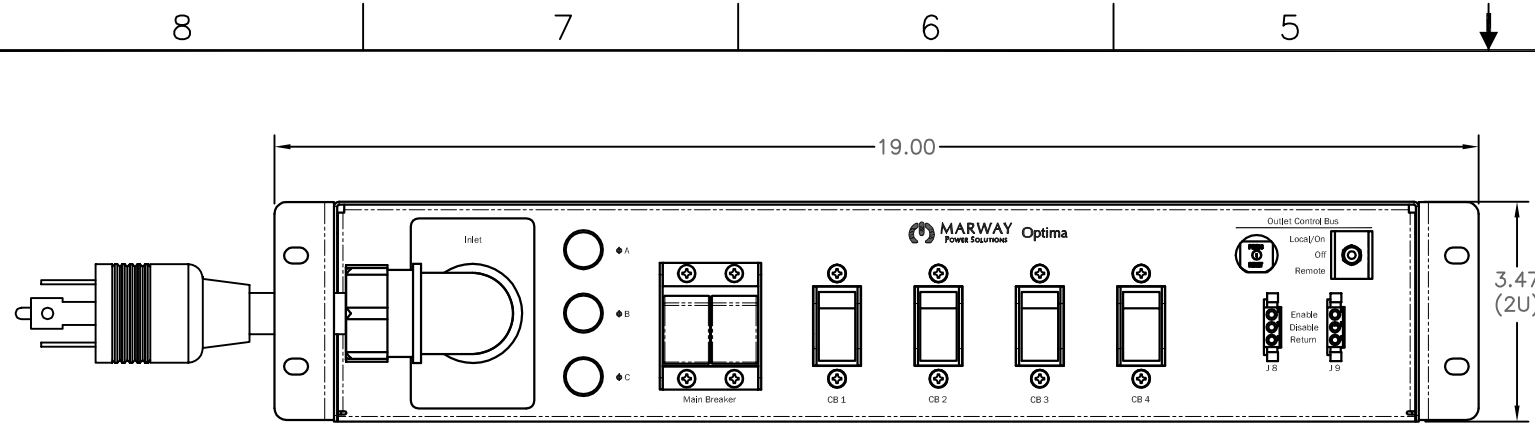
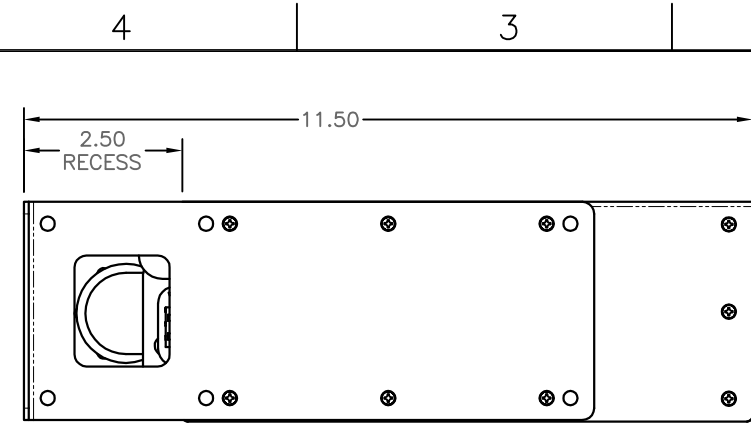


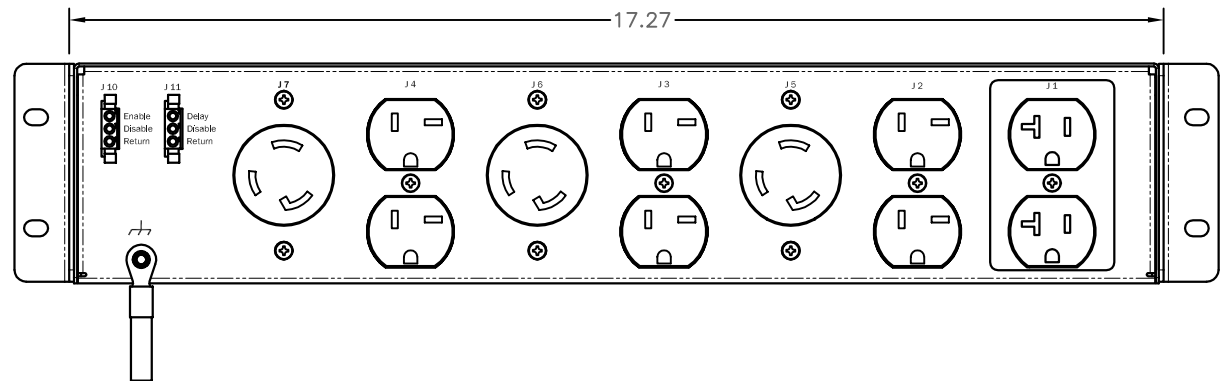
REVISIONS				
ECN#	REV	DESCRIPTION	DATE	BY
	A	INITIAL RELEASE	1/5/17	HC



FRONT VIEW



SIDE VIEW



REAR VIEW

Configuration	Features	rEPO, EMI, Srg
	Layout	2 U
Input 1	Voltage	120/208 Vac, 3-Phase Wye, 50/60 Hz
	Max Current	30 Amps
	Max Load	2.88 KVA, 8.63 KVA
	Connection	L21-30P, 9 ft cord, 5-wire 10 ga, ST jacket (Front panel)
Outlets	All Panels [1][2]	(2) 5-20R, 120V (6) 6-20R, 208V (S) (3) 15-30R, 120V (S)
	Protection	Spike/Surge Suppression [1] Yes EMI Filter [1] Yes Over Current [1] (1) 30A Main Breaker (4) 20A Circuit Breaker
	Env Sensors	Temperature None Humidity None Interlocks None EPO Remote EPO Type N.O./N.O.
Communications	Display	None
	Serial	None
	Ethernet	None
	Protocols	None

Physical	Dimensions	2 U x 19" W x 9" D
	Weight	20 lbs Estimated
	Materials	Chassis: Steel
	Finishes	Chassis: Painted Black, FrontPanel: Painted Black
Operating	Temperature	32°F to 122°F
	Humidity	5 %RH to 85 %RH
	Elevation	25,000 feet
Conformance	Warranty	http://www.marway.com/warranty
	Safety Certifications	UL
	Environment Certifications	None
Notes:		
[1] Certain details of the circuitry may only be revealed by the schematic (available separately)		
[2] S = switched, V = monitored voltage, A = monitored amps		

UNLESS OTHERWISE SPECIFIED DIMENSIONS ARE IN INCHES TOLERANCES ARE: ANGLES DECIMALS ± .5° .XX ± .03 XXX ± .010 DO NOT SCALE DRAWING	MATERIAL:	METAL NO.	SILK NO.	1721 S. GRAND AVE. SANTA ANA, CA 92705 PH: (714) 917-6200 FX: (714) 917-6253	
	FINISH:	APPROVALS	DATE		
	PROPRIETARY NOTICE THE INFORMATION CONTAINED IN THIS DRAWING IS THE SOLE PROPERTY OF MARWAY POWER SOLUTIONS. ANY REPRODUCTION IN PART OR AS A WHOLE WITHOUT THE WRITTEN PERMISSION OF MARWAY POWER SOLUTIONS IS STRICTLY PROHIBITED.	DRAWN	HC		1/5/17
		CHECKED			
SCALE: D 60955 COMPUTER FILE NO: P532016-000 REV A SHEET 1 OF 1		DWG NO. 532016-000 REV A			