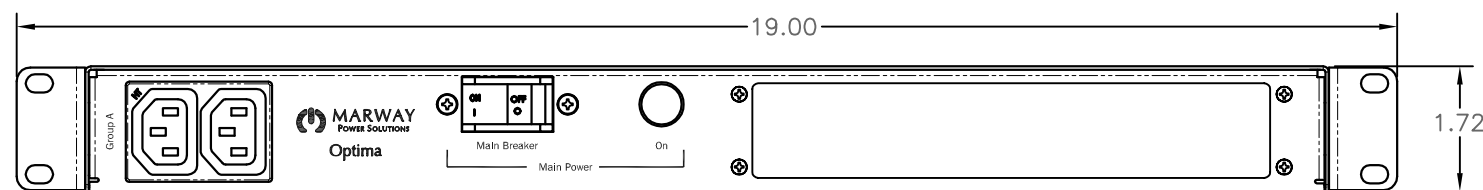
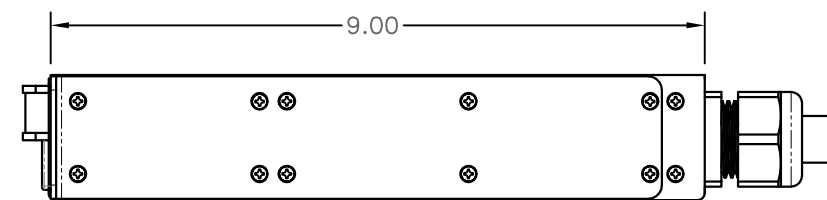


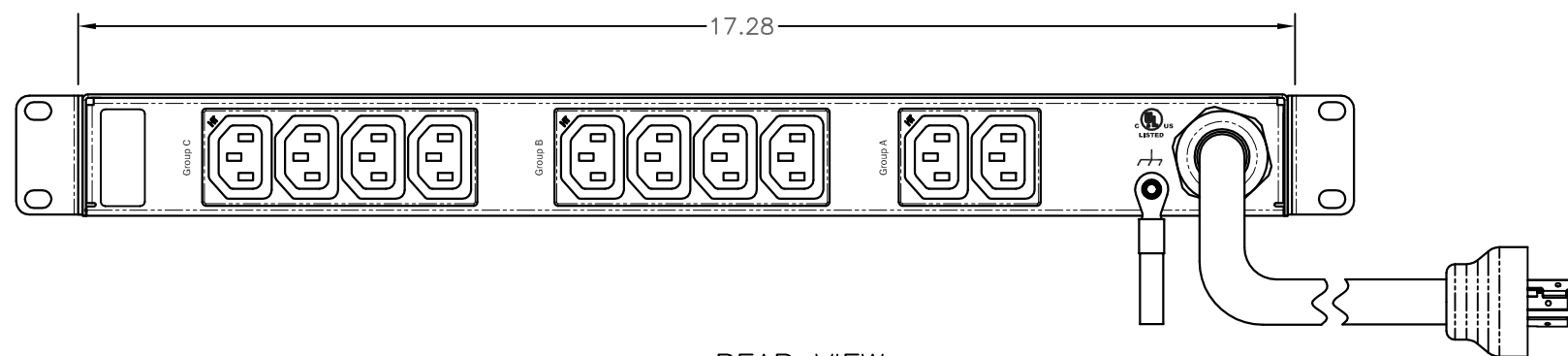
REVISIONS				
ECN#	REV	DESCRIPTION	DATE	BY
	A	INITIAL RELEASE	6/15/15	HC



FRONT VIEW



SIDE VIEW



REAR VIEW

Configuration	Features	Srg
	Layout	1 U
Input 1	Voltage	200-240 Vac, Single Phase, 50/60 Hz
	Max Current	30 Amps
	Max Load	5.76 KVA
	Connection	L6-30P, 9 ft cord, 3-wire 10 ga, SJT jacket (Rear panel)
	Voltage Monitor	None
	Current Monitor	None
Outlets	All Panels [1][2]	(12) C13, 200-240V
Protection	Spike/Surge Suppression [1]	Yes
	EMI Filter [1]	None
	Over Current [1]	(2) 15A Circuit Breaker
Env Sensors	Temperature	None
	Humidity	None
	Interlocks	None
	EPO	None
Communications	Display	None
	Serial	None
	Ethernet	None
	Protocols	None

Physical	Dimensions	1 U x 19" W x 9" D
	Weight	lbs
	Materials	Chassis: Steel
	Finishes	Chassis: Zinc plated Black, FrontPanel: Zinc plated Black
Operating	Temperature	32°F to 122°F
	Humidity	5 %RH to 85 %RH
	Elevation	25,000 feet
Conformance	Warranty	<a href="http://www.marway.com/warranty">http://www.marway.com/warranty</a>
	Safety Certifications	UL
	Environment Certifications	None

Notes:

[1] Certain details of the circuitry may only be revealed by the schematic (available separately)

[2] S = switched, V = monitored voltage, A = monitored amps

<small>UNLESS OTHERWISE SPECIFIED DIMENSIONS ARE IN INCHES TOLERANCES ARE:</small> <small>ANGLES DECIMALS</small> <small>± .5° .001 ± .03</small> <small>DO NOT SCALE DRAWING</small>	METAL NO.	SILK NO.	 1721 S. GRAND AVE. SANTA ANA, CA 92705 PH: (714) 917-6200 FX: (714) 917-6253	
	APPROVALS			DATE
	DRAWN			6/15/15
	CHECKED			
MATERIAL:	APPROVED			
FINISH:	<small>PROPRIETARY NOTICE</small> <small>THE INFORMATION CONTAINED IN THIS DRAWING IS THE SOLE PROPERTY OF MARWAY POWER SOLUTIONS. ANY REPRODUCTION IN PART OR AS A WHOLE WITHOUT THE WRITTEN PERMISSION OF MARWAY POWER SOLUTIONS IS STRICTLY PROHIBITED.</small>			
SIZE	CAGE CODE	DWG NO.	REV	
D	60955	520085-000	A	
SCALE	COMPUTER FILE NO.	P520085-000 REV A SHEET 1 OF 1		