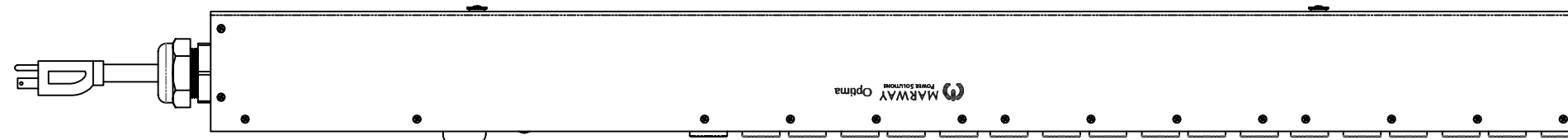
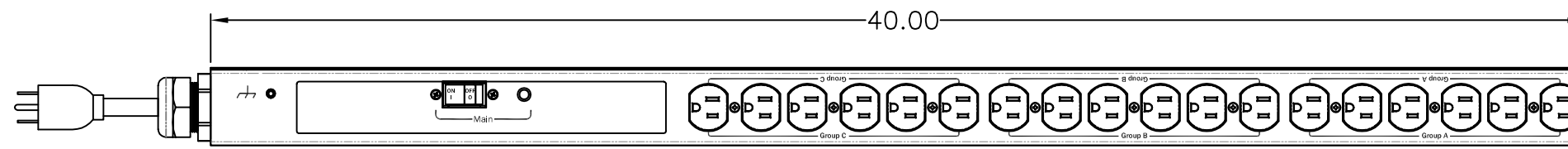


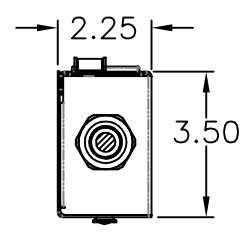
REVISIONS				
ECN#	REV	DESCRIPTION	DATE	BY
	A	INITIAL RELEASE	12/23/16	HC



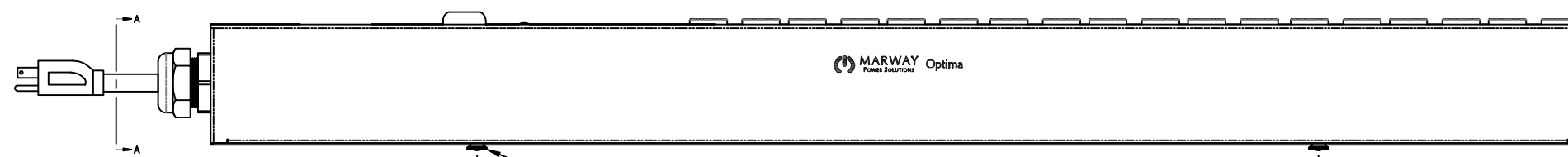
SIDE VIEW



FRONT VIEW



SECTION VIEW A-A



SIDE VIEW

Configuration	Features	
	Layout	Zero U
Input 1	Voltage	100-120 Vac, Single Phase, 50/60 Hz
	Max Current	15 Amps
	Max Load	1.44 KVA
	Connection	5-15P, 14 ft cord, 3-wire 14 ga, SJT jacket (End panel)
	Voltage Monitor	None
	Current Monitor	None
Outlets	All Panels [1][2]	(18) 5-15R, 120V
Protection	Spike/Surge Suppression [1]	None
	EMI Filter [1]	None
	Over Current [1]	(1) 15A Main Breaker
Env Sensors	Temperature	None
	Humidity	None
	Interlocks	None
	EPO	None
Communications	Display	None
	Serial	None
	Ethernet	None
	Protocols	None

Physical	Dimensions	40" H x 2.25" W x 3.5" D
	Weight	11 lbs Estimated
	Materials	Chassis: Steel
	Finishes	Chassis: Zinc plated Black, FrontPanel: Zinc plated Black
Operating	Temperature	32°F to 122°F
	Humidity	5 %RH to 85 %RH
	Elevation	25,000 feet
Conformance	Warranty	http://www.marway.com/warranty
	Safety Certifications	None
	Environment Certifications	None

Notes:
 [1] Certain details of the circuitry may only be revealed by the schematic (available separately)
 [2] S = switched, V = monitored voltage, A = monitored amps

UNLESS OTHERWISE SPECIFIED DIMENSIONS ARE IN INCHES TOLERANCES ARE: ANGLES DECIMALS ± .5° .001 ± .03 ± .001 ± .010 DO NOT SCALE DRAWING		METAL NO. SILK NO.		APPROVALS DATE		1721 S. GRAND AVE. SANTA ANA, CA 92705 PH: (714) 917-6200 FX: (714) 917-6253
MATERIAL:		DRAWN HC		12/23/16		
FINISH:		CHECKED		APPROVED		
SCALE		CAGE CODE D 60955		DWG NO. 529013-000		
COMPUTER FILE NO. P529013-000		REV A		SHEET 1 OF 1		