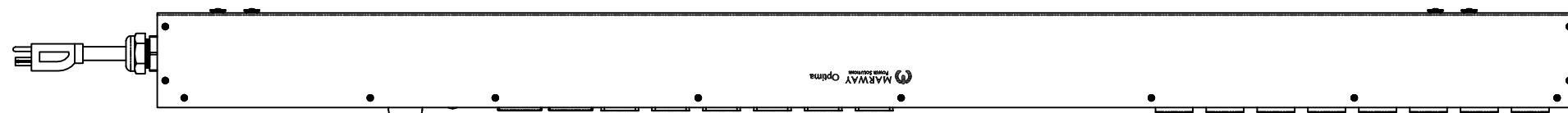
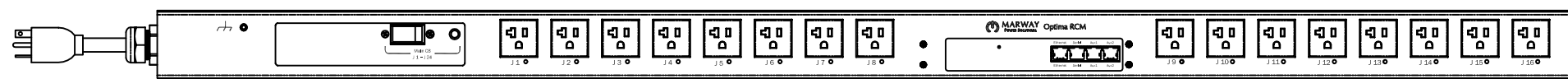


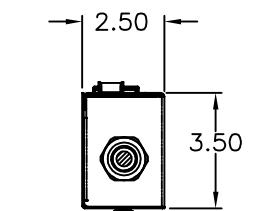
REVISIONS				
ECN#	REV	DESCRIPTION	DATE	BY
	A	INITIAL RELEASE	6/30/17	HC



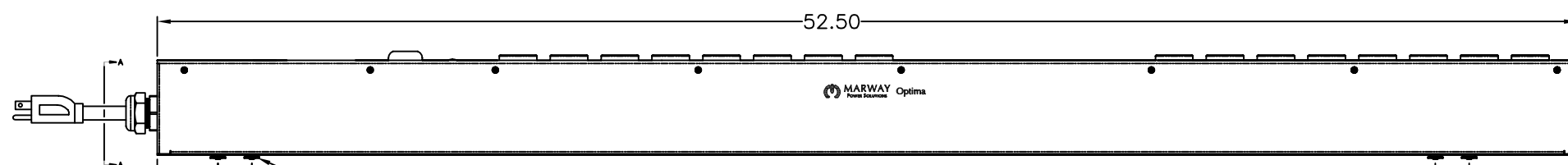
SIDE VIEW



FRONT VIEW



SECTION VIEW A-A



SIDE VIEW

Configuration	Features	Seq, Srg
	Layout	Zero U
Input 1	Voltage	100-120 Vac, Single Phase, 50/60 Hz
	Max Current	20 Amps
	Max Load	1.92 KVA
	Connection	5-20P, 14 ft cord, 3-wire 12 ga, SJT jacket (Front panel)
	Voltage Monitor	None
	Current Monitor	None
Outlets	All Panels [1][2]	(16) 5-20R, 100-120V (S)
Protection	Spike/Surge Suppression [1]	Yes
	EMI Filter [1]	None
	Over Current [1]	(1) 20A Main Breaker
Env Sensors	Temperature	2
	Humidity	2
	Interlocks	None
	EPO	None
Communications	Display	None
	Serial	RS-232 (RJ-45)
	Ethernet	10T/100T Auto
	Protocols	AlertLog, HTTP, HTTPS, Telnet, SSH, FTP, SMTP, SNMPv2, SNMPv3, SNTp

Physical	Dimensions	52.5" H x 2.5" W x 3.5" D
	Weight	lbs
	Materials	Chassis: Steel
	Finishes	Chassis: Zinc plated Black, FrontPanel: Zinc plated Black
Operating	Temperature	32°F to 122°F
	Humidity	5 %RH to 85 %RH
	Elevation	25,000 feet
Conformance	Warranty	<a href="http://www.marway.com/warranty">http://www.marway.com/warranty</a>
	Safety Certifications	None
	Environment Certifications	None

Notes:  
 [1] Certain details of the circuitry may only be revealed by the schematic (available separately)  
 [2] S = switched, V = monitored voltage, A = monitored amps

UNLESS OTHERWISE SPECIFIED DIMENSIONS ARE IN INCHES (MILLIMETERS) TOLERANCES ARE: ANGLES ± 5° DECIMALS .001 ± .003 HOLE ± .010		METAL NO.		SILK NO.	
DO NOT SCALE DRAWING		APPROVALS		DATE	
MATERIAL:		DRAWN: HC		6/30/17	
FINISH:		CHECKED:		APPROVED:	
<small>PROPRIETARY NOTICE</small> THE INFORMATION CONTAINED IN THIS DRAWING IS THE SOLE PROPERTY OF MARWAY POWER SOLUTIONS. ANY REPRODUCTION IN PART OR AS A WHOLE WITHOUT THE WRITTEN PERMISSION OF MARWAY POWER SOLUTIONS IS STRICTLY PROHIBITED.				1721 S. GRAND AVE. SANTA ANA, CA 92705 PH: (714) 917-6200 FX: (714) 917-6253	
SIZE: D		CAGE CODE: 60955		DWG NO.: 829014-NSW-000	
SCALE: NONE		COMPUTER FILE NO.: P829014-NSW-000		REV: A	
				SHEET 1 OF 1	