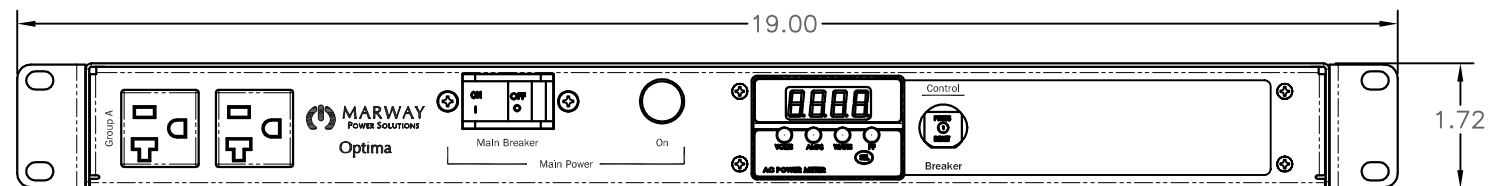
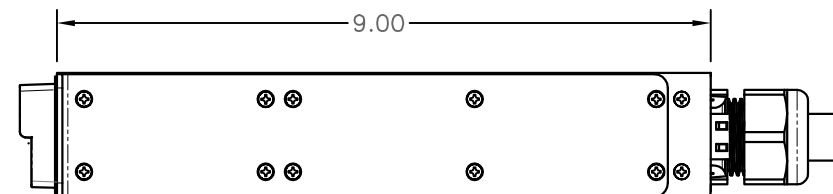


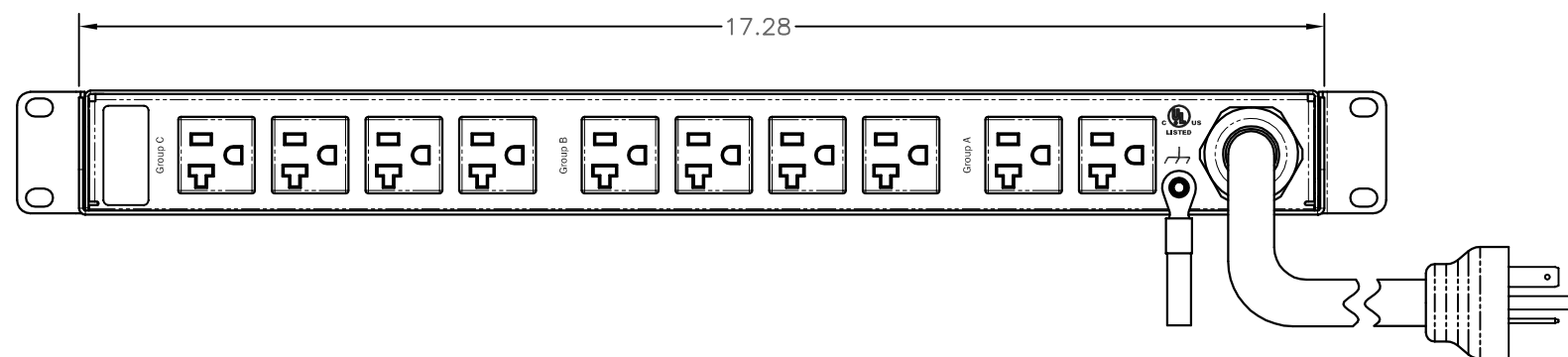
REVISIONS				
ECN#	REV	DESCRIPTION	DATE	BY
	A	INITIAL RELEASE	6/10/15	HC



FRONT VIEW



SIDE VIEW



REAR VIEW

Configuration	Features	VMtr, AMtr, Srg
	Layout	1 U
Input 1	Voltage	120 Vac, Single Phase, 50/60 Hz
	Max Current	20 Amps
	Max Load	1.92 KVA
	Connection	5-20P, 9 ft cord, 3-wire 12 ga, SJT jacket (Rear panel)
	Voltage Monitor	Digital, ±1%
	Current Monitor	Digital, ±1%
	Outlets	All Panels [1][2] (12) 5-20R, 120V
Protection	Spike/Surge Suppression [1]	Yes
	EMI Filter [1]	None
	Over Current [1]	(1) 20A Main Breaker
Env Sensors	Temperature	None
	Humidity	None
	Interlocks	None
	EPO	None
Communications	Display	Multi-function Controller
	Serial	None
	Ethernet	None
	Protocols	None

Physical	Dimensions	1 U x 19" W x 9" D
	Weight	lbs
	Materials	Chassis: Steel
Operating	Finishes	Chassis: Zinc plated Black, FrontPanel: Zinc plated Black
	Temperature	32°F to 122°F
	Humidity	5 %RH to 85 %RH
	Elevation	25,000 feet
Conformance	Warranty	<a href="http://www.marway.com/warranty">http://www.marway.com/warranty</a>
	Safety Certifications	UL
	Environment Certifications	None
Notes:		
[1] Certain details of the circuitry may only be revealed by the schematic (available separately)		
[2] S = switched, V = monitored voltage, A = monitored amps		

UNLESS OTHERWISE SPECIFIED DIMENSIONS ARE IN INCHES TOLERANCES ARE: ANGLES DECIMALS ± .5° .XX ± .03 XXX ± .010 DO NOT SCALE DRAWING		METAL NO.		SILK NO.		APPROVALS		DATE				1721 S. GRAND AVE. SANTA ANA, CA 92705 PH: (714) 917-6200 FX: (714) 917-6253	
DRAWN		HC		6/10/15		SPECIFICATION DRAWING-- MPD 520019-000		SIZE		CAGE CODE		DWG NO.	
CHECKED						SCALE		D 60955		520019-000		REV A	
APPROVED						COMPUTER FILE NO.		P520019-000 REV A		SHEET		1 OF 1	