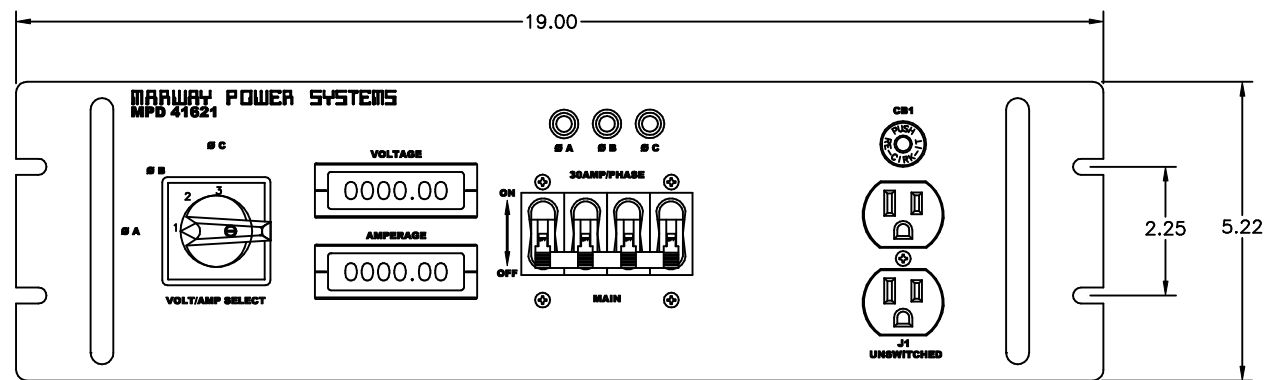



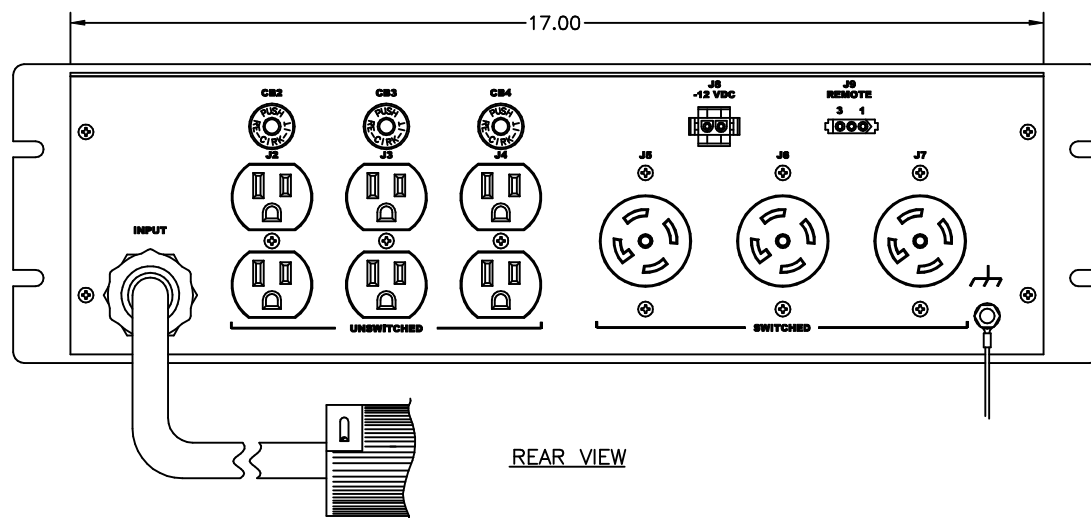
REV#		REV	DESCRIPTION	DATE	BY
A			INITIAL RELEASE	7/16/10	HC



FRONT VIEW



SIDE VIEW



REAR VIEW

Configuration	Type	Metered
	Layout	3 U
Input 1	Voltage	120/208 VAC, 3-Phase Wye, 50/60 Hz
	Max Current	30 Amps
	Max Load	2.88 KVA, 8.63 KVA
	Connection	L21-30P, 10 ft cord, 5-wire 10 ga, SO jacket (Rear panel)
	Voltage Monitor	Digital
	Current Monitor	Digital
Outlets	All Panels [1][2]	(8) 5-15R, 120V (3) L21-30R, 120/208V (S) (1) Terminals, 12V
Protection	Spike/Surge Suppression [1]	Yes
	EMI Filter [1]	Yes
	Over Current [1]	(1) 30A Main Breaker (4) 15A Circuit Breaker
Env Sensors	Temperature	None
	Humidity	None
	Interlocks	None
	EPO	None
Communications	Display	None
	Serial	None
	Ethernet	None
	Protocols	None

Physical	Dimensions	3 U x 19" W x 12" D
	Weight	lbs
	Materials	Chassis: Steel
	Finishes	Chassis: Zinc plated Gold, FrontPanel: Painted Gray
Operating	Temperature	32°F to 122°F
	Humidity	5 %RH to 85 %RH
	Elevation	25,000 feet
Conformance	Warranty	http://www.marway.com/warranty
	Safety Certifications	None
	Environment Certifications	None
Notes:	[1] Certain details of the circuitry may only be revealed by the schematic (available separately) [2] S = switched, V = monitored voltage, A = monitored amps	

PROPRIETARY NOTICE
ALL PATENT OR OTHER PROPRIETARY RIGHTS PERTAINING TO THE ITEMS SOLD HERE UNDER SHALL REMAIN THE SOLE PROPERTY OF MARWAY POWER SOLUTIONS EXCEPT THAT THE PURCHASER SHALL HAVE THE RIGHT TO USE SUCH ITEMS FOR THEIR INTENDED PURPOSE.

UNLESS OTHERWISE SPECIFIED DIMENSIONS ARE IN INCHES TOLERANCES ARE: ANGLES DECIMALS ± 1/2" .005 ± .03 DO NOT SCALE DRAWING		MATERIAL:		FINISH:	
DRAWN: HC		SILK NO.:		DATE: 7/16/10	
CHECKED:		APPROVALS:		DATE:	
APPROVED:		DRAWN:		DATE:	
SCALE: NONE		FSCM NO.:		DWG NO.:	
P41621-109 REV A		60955		41621-109	
SHEET 1 OF 1		REV: A		REV: A	

MARWAY POWER SOLUTIONS
17500 GILLETTE AVE.
IRVINE, CA 92614
Ph (714) 917-6200
FAX (714) 917-6253
TOLL FREE 800 462-7929

SPECIFICATION DRAWING—
MPD 41621-109