
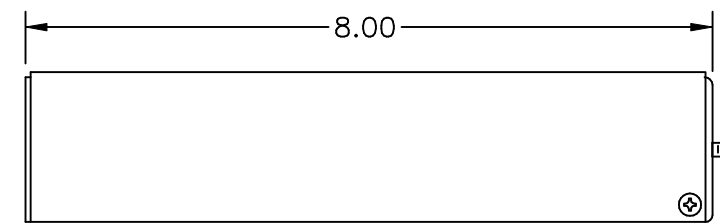


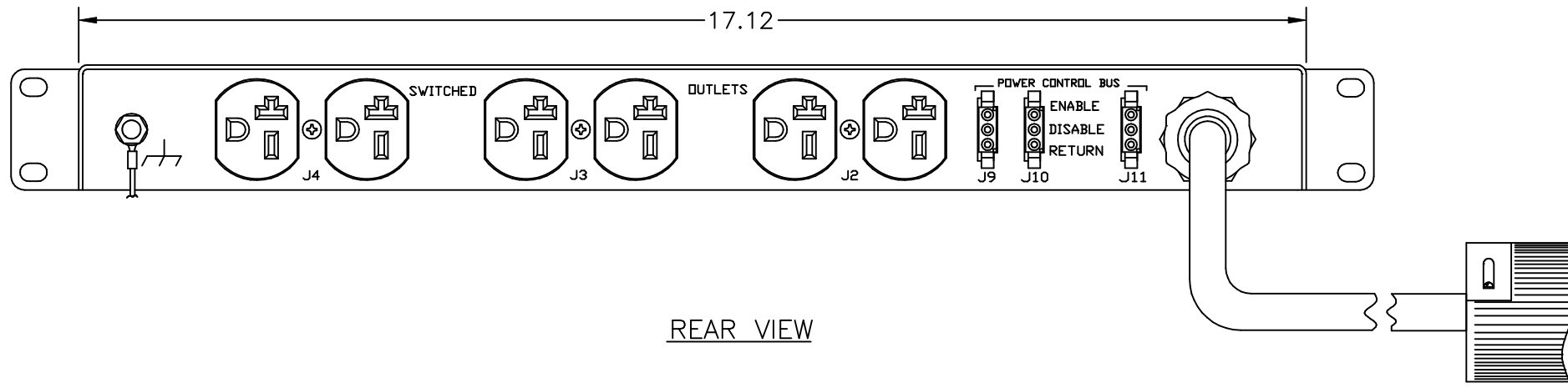
REV		DESCRIPTION	DATE	BY
ECO#	REV			
	A	INITIAL RELEASE	7/30/10	HC



FRONT VIEW



SIDE VIEW



REAR VIEW

Configuration	Type	Basic
	Layout	1 U
Input 1	Voltage	230 VAC, Single Phase, 50/60 Hz
	Max Current	25 Amps
	Max Load	4.60 KVA
	Connection	L6-30P, 10 ft cord, 3-wire 10 ga, SO jacket (Rear panel)
	Voltage Monitor	None
	Current Monitor	None
Outlets	All Panels [1][2]	(2) 6-20R, 230V (6) 6-20R, 230V (S)
Protection	Spike/Surge Suppression [1]	Yes
	EMI Filter [1]	Yes
	Over Current [1]	(1) 25A Main Breaker
Env Sensors	Temperature	None
	Humidity	None
	Interlocks	None
	EPO	None
Communications	Display	None
	Serial	None
	Ethernet	None
	Protocols	None

Physical	Dimensions	1 U x 19" W x 8" D
	Weight	lbs
	Materials	Chassis: Steel
	Finishes	Chassis: Zinc plated Gold, FrontPanel: Zinc plated Gold
Operating	Temperature	32F to 122F
	Humidity	5 %RH to 85 %RH
	Elevation	25,000 feet
Conformance	Warranty	http://www.marway.com/warranty
	Safety Certifications	UL, CSA
	Environment Certifications	None
Notes:		
[1] Certain details of the circuitry may only be revealed by the schematic (available separately)		
[2] S = switched, V = monitored voltage, A = monitored amps		

PROPRIETARY NOTICE

ALL PATENT OR OTHER PROPRIETARY RIGHTS PERTAINING TO THE ITEMS SOLD HERE UNDER SHALL REMAIN THE SOLE PROPERTY OF MARWAY POWER SOLUTIONS EXCEPT THAT THE PURCHASER SHALL HAVE THE RIGHT TO USE SUCH ITEMS FOR THEIR INTENDED PURPOSE.

UNLESS OTHERWISE SPECIFIED DIMENSIONS ARE IN INCHES TOLERANCES ARE:		DRAWN		DATE	
ANGLES	DECIMALS	METAL NO.	SILK NO.		
± 1/2"	.XX ± .03	APPROVALS			
DO NOT SCALE DRAWING	.XXX ± .010				
MATERIAL:		CHECKED	HC	7/30/10	
FINISH:		APPROVED			
SCALE: NONE		FSCM NO. 60955		DWG NO. 200R-003	
		P200R-003 REV A		SHEET 1 OF 1	

MARWAY POWER SOLUTIONS

17500 GILLETTE AVE.
IRVINE, CA 92614
Ph (714) 917-6200
FAX (714) 917-6253
TOLL FREE 800 462-7929

SPECIFICATION DRAWING—
MPD 200R-003

REV A