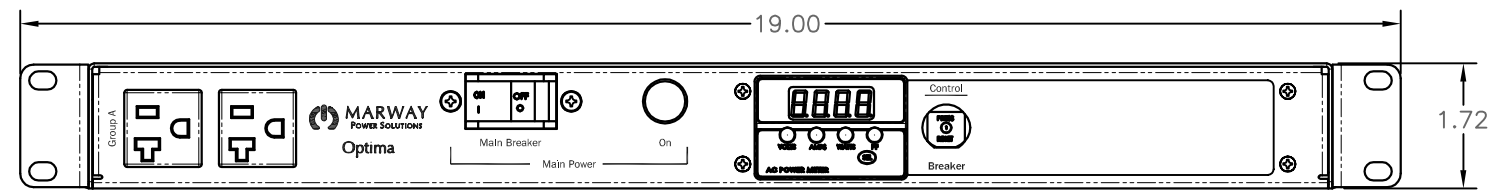
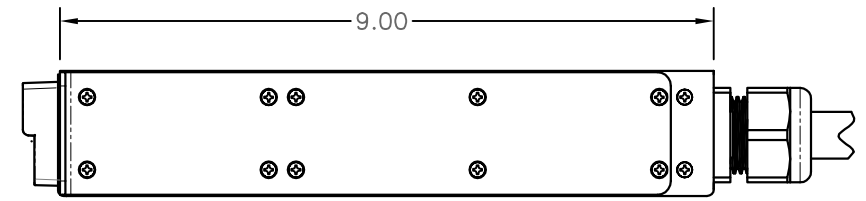


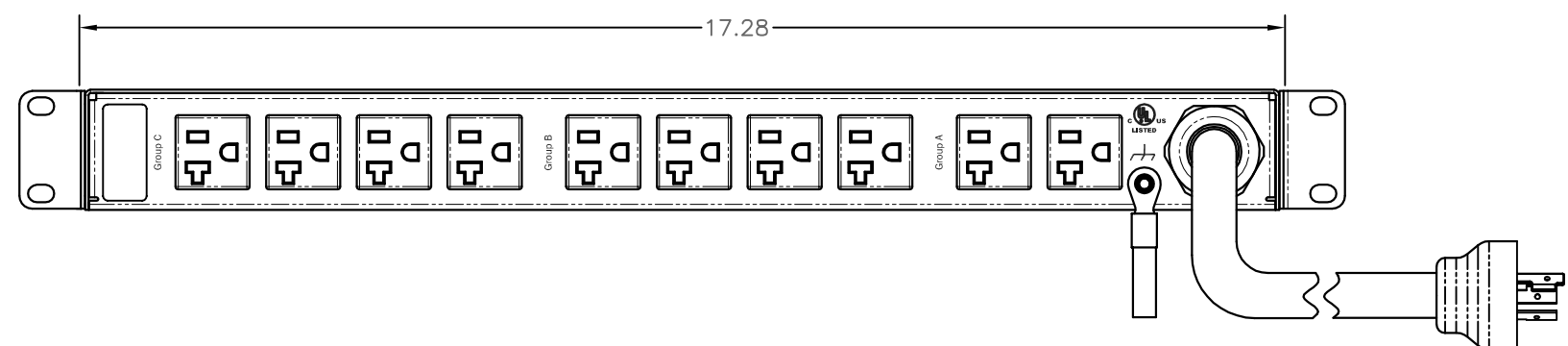
REVISIONS				
ECN#	REV	DESCRIPTION	DATE	BY
	A	INITIAL RELEASE	6/15/15	HC



FRONT VIEW



SIDE VIEW



REAR VIEW

Configuration	Features	VMtr, AMtr, Srg
	Layout	1 U
Input 1	Voltage	120 Vac, Single Phase, 50/60 Hz
	Max Current	30 Amps
	Max Load	2.88 KVA
	Connection	L5-30P, 9 ft cord, 3-wire 10 ga, SJT jacket (Rear panel)
	Voltage Monitor	Digital, ±1%
	Current Monitor	Digital, ±1%
Outlets	All Panels [1][2]	(12) 5-20R, 120V
	Protection	
	Spike/Surge Suppression [1]	Yes
	EMI Filter [1]	None
	Over Current [1]	(2) 20A Circuit Breaker
Env Sensors	Temperature	None
	Humidity	None
	Interlocks	None
	EPO	None
Communications	Display	Multi-function Controller
	Serial	None
	Ethernet	None
	Protocols	None

Physical	Dimensions	1 U x 19" W x 9" D
	Weight	lbs
	Materials	Chassis: Steel
	Finishes	Chassis: Zinc plated Black, FrontPanel: Zinc plated Black
Operating	Temperature	32°F to 122°F
	Humidity	5 %RH to 85 %RH
	Elevation	25,000 feet
Conformance	Warranty	http://www.marway.com/warranty
	Safety Certifications	UL
	Environment Certifications	None
Notes:		
[1] Certain details of the circuitry may only be revealed by the schematic (available separately)		
[2] S = switched, V = monitored voltage, A = monitored amps		

UNLESS OTHERWISE SPECIFIED DIMENSIONS ARE IN INCHES TOLERANCES ARE: ANGLES DECIMALS ± .5" .XX ± .03 .XXX ± .010 DO NOT SCALE DRAWING		METAL NO. SILK NO.		APPROVALS DATE		<p>1721 S. GRAND AVE. SANTA ANA, CA 92705 PH: (714) 917-6200 FX: (714) 917-6253</p> <p>SPECIFICATION DRAWING-- MPD 520079-000</p>
DRAWN: HC		6/15/15		SIZE CAGE CODE DWG NO.		
CHECKED:				D 60955 520079-000		
APPROVED:				SCALE COMPUTER FILE NO. P520079-000 REV A SHEET 1 OF 1		