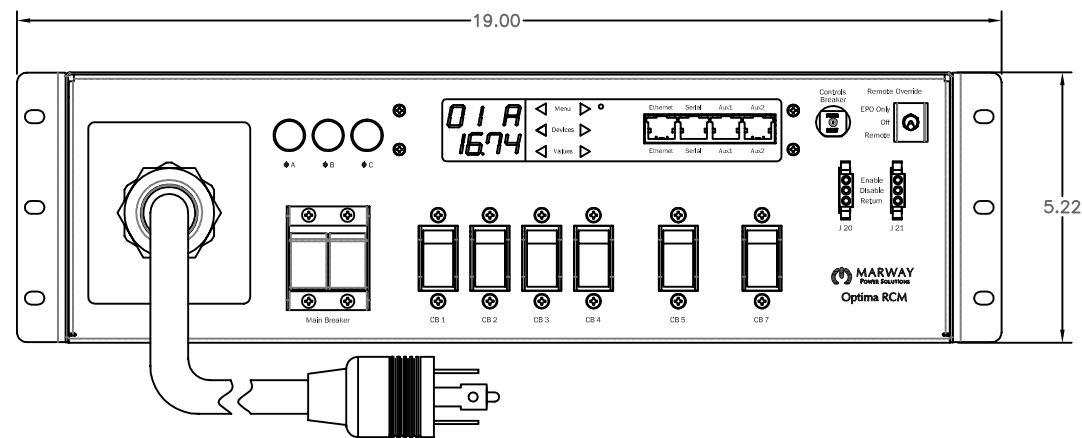
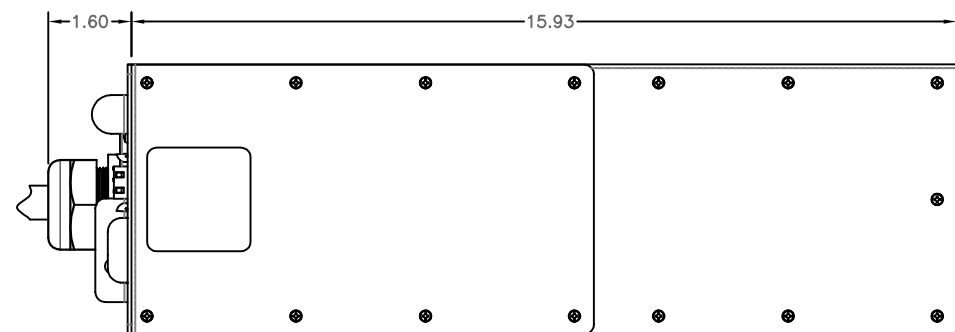


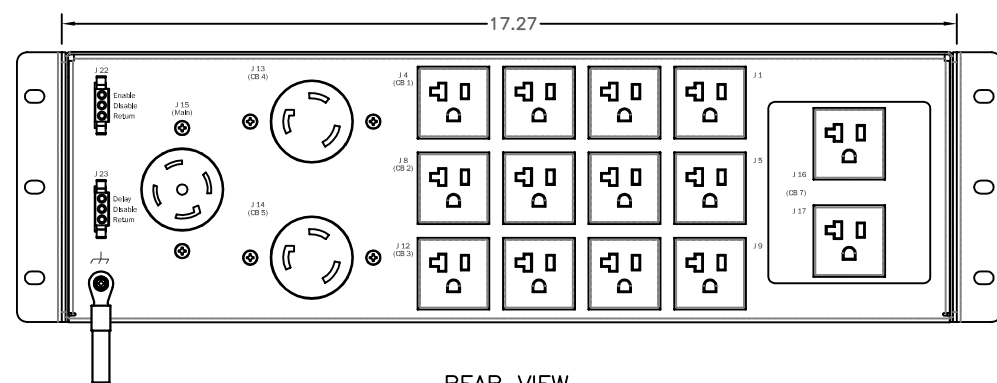
REVISIONS				
ECN#	REV	DESCRIPTION	DATE	BY
	A	INITIAL RELEASE	6/30/17	HC



FRONT VIEW



SIDE VIEW



REAR VIEW

Configuration	Features	VMtr, AMtr, rEPO, EMI, Srg
	Layout	3 U
Input 1	Voltage	120/208 Vac, 3-Phase Wye, 50/60 Hz
	Max Current	30 Amps
	Max Load	2.88 KVA, 8.63 KVA
	Connection	L21-30P, 9 ft cord, 5-wire 10 ga, ST jacket (Front panel)
	Voltage Monitor	Digital, ±1% Full Scale
	Current Monitor	Digital, ±1% Full Scale
Outlets	All Panels [1][2]	(2) 5-20R, 120V (12) 5-20R, 120V (S) (1) L21-30R, 120/208V (S) (2) L5-30R, 120V (S)
Protection	Spike/Surge Suppression [1]	Yes
	EMI Filter [1]	Yes
	Over Current [1]	(1) 30A Main Breaker (2) 30A Circuit Breaker (4) 20A Circuit Breaker
Env Sensors	Temperature	2
	Humidity	2
	Interlocks	None
	EPO	Remote EPO Type N.O./N.O.
Communications	Display	Multi-function Controller
	Serial	RS-232 (RJ-45)
	Ethernet	10T/100T Auto
	Protocols	HTTP, HTTPS, Telnet, SSH, FTP, SMTP, SNMPv2, SNMPv3, SNMP, AlertLog

Physical	Dimensions	3 U x 19" W x 16" D
	Weight	lbs
	Materials	Chassis: Steel
	Finishes	Chassis: Painted Black, FrontPanel: Painted Black
Operating	Temperature	32°F to 122°F
	Humidity	5 %RH to 85 %RH
	Elevation	25,000 feet
Conformance	Warranty	http://www.marway.com/warranty
	Safety Certifications	None
	Environment Certifications	None
Notes:	[1] Certain details of the circuitry may only be revealed by the schematic (available separately) [2] S = switched, V = monitored voltage, A = monitored amps	

UNLESS OTHERWISE SPECIFIED DIMENSIONS ARE IN INCHES (MILLIMETERS) TOLERANCES ARE: ANGLES ± .5° DECIMALS .001 ± .003 INCHES ± .010		METAL NO.		SILK NO.	
DO NOT SCALE DRAWING		APPROVALS		DATE	
DRAWN		HC		6/30/17	
CHECKED					
APPROVED					
FINISH:		PROPRIETARY NOTICE THE INFORMATION CONTAINED IN THIS DRAWING IS THE SOLE PROPERTY OF MARWAY POWER SOLUTIONS. ANY REPRODUCTION IN PART OR AS A WHOLE WITHOUT THE WRITTEN PERMISSION OF MARWAY POWER SOLUTIONS IS STRICTLY PROHIBITED.		SCALE NONE	
MARWAY POWER SOLUTIONS		1721 S. GRAND AVE. SANTA ANA, CA 92705 PH: (714) 917-6200 FX: (714) 917-6253		REV A	
SPECIFICATION DRAWING— MPD 833002-PSW-000		SIZE D		CAGE CODE 60955	
		DWG NO. 833002-PSW-000		REV A	
		SCALE NONE		COMPUTER FILE NO. P833002-PSW-000 REV A SHEET 1 OF 1	