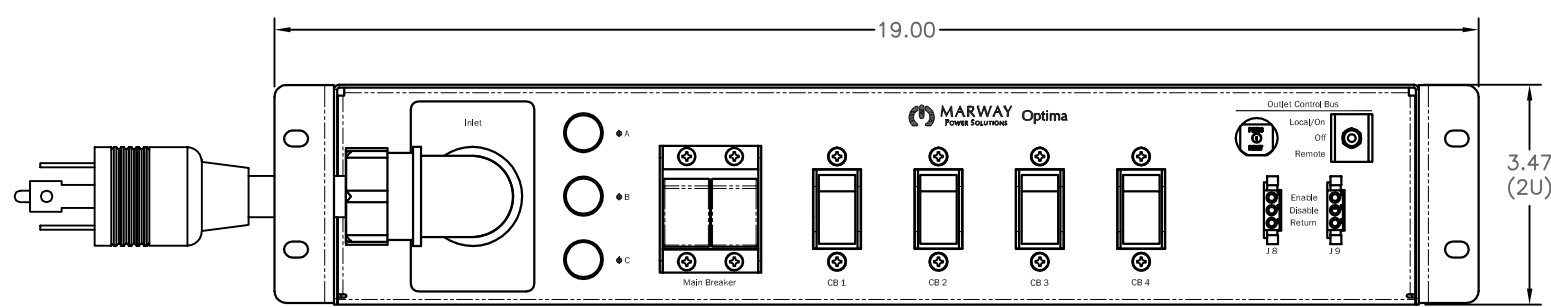
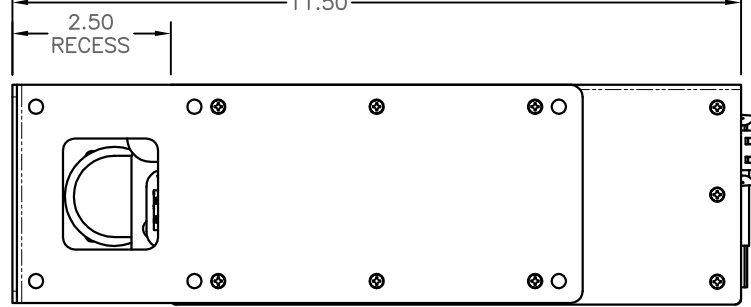


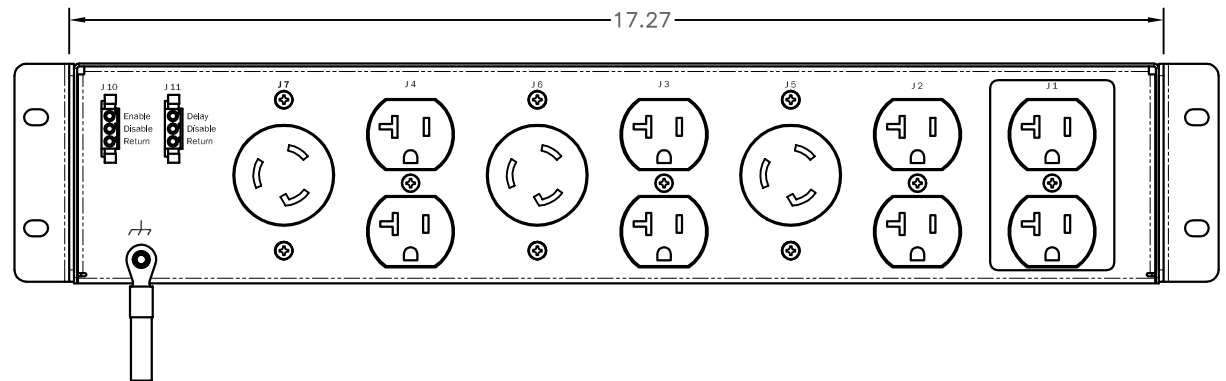
REVISIONS				
ECN#	REV	DESCRIPTION	DATE	BY
	A	INITIAL RELEASE	1/5/17	HC



FRONT VIEW



SIDE VIEW



REAR VIEW

Configuration	Features	rEPO, EMI, Srg
	Layout	2 U
Input 1	Voltage	120/208 Vac, 3-Phase Wye, 50/60 Hz
	Max Current	30 Amps
	Max Load	2.88 KVA, 8.63 KVA
	Connection	L21-30P, 9 ft cord, 5-wire 10 ga, ST jacket (Front panel)
Outlets	All Panels [1][2]	(2) 5-20R, 120V (6) 6-20R, 208V (S) (3) L5-20R, 120V (S)
	Protection	Spike/Surge Suppression [1] Yes EMI Filter [1] Yes Over Current [1] (1) 30A Main Breaker (4) 20A Circuit Breaker
	Env Sensors	Temperature None Humidity None Interlocks None EPO Remote EPO Type N.O./N.O.
Communications	Display	None
	Serial	None
	Ethernet	None
	Protocols	None

Physical	Dimensions	2 U x 19" W x 9" D
	Weight	20 lbs Estimated
	Materials	Chassis: Steel
	Finishes	Chassis: Painted Black, FrontPanel: Painted Black
Operating	Temperature	32°F to 122°F
	Humidity	5 %RH to 85 %RH
	Elevation	25,000 feet
Conformance	Warranty	http://www.marway.com/warranty
	Safety Certifications	UL
	Environment Certifications	None

Notes:
 [1] Certain details of the circuitry may only be revealed by the schematic (available separately)
 [2] S = switched, V = monitored voltage, A = monitored amps

<small>UNLESS OTHERWISE SPECIFIED DIMENSIONS ARE IN INCHES TOLERANCES ARE: ANGLES DECIMALS ± .5° .XX ± .03 .XXX ± .010 DO NOT SCALE DRAWING</small>	MATERIAL:			1721 S. GRAND AVE. SANTA ANA, CA 92705 PH: (714) 917-6200 FX: (714) 917-6253
	FINISH:			
	APPROVALS		DATE	
	DRAWN	HC	1/5/17	
CHECKED				SPECIFICATION DRAWING-- MPD 532015-000
APPROVED				
SIZE	CAGE CODE	DWG NO.	REV	
D	60955	532015-000	A	SCALE P532015-000 REV A SHEET 1 OF 1