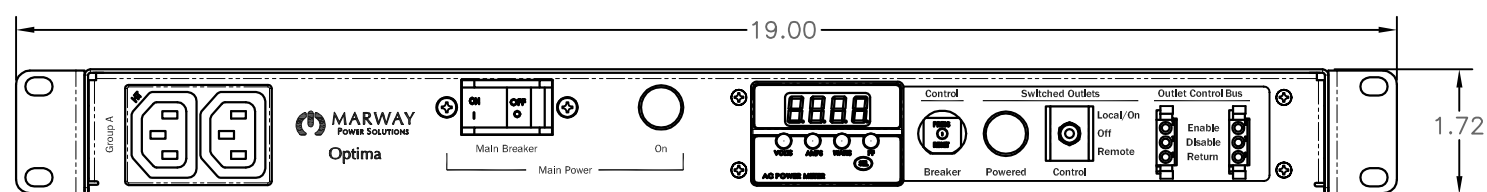
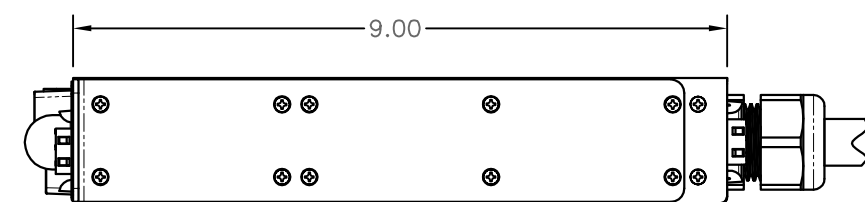


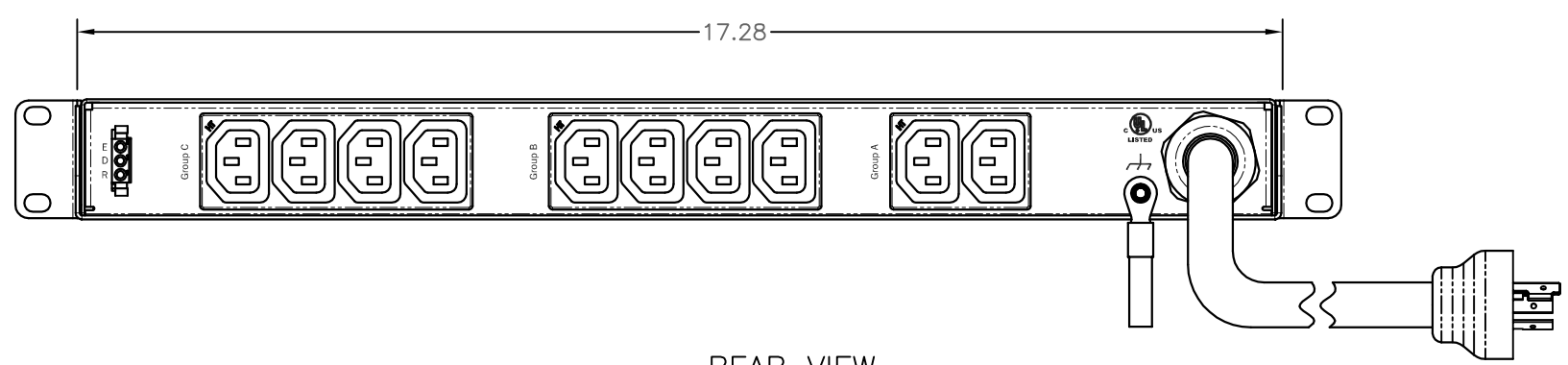
REVISIONS				
ECN#	REV	DESCRIPTION	DATE	BY
	A	INITIAL RELEASE	6/12/15	HC



FRONT VIEW



SIDE VIEW



REAR VIEW

Configuration	Features	VMtr, AMtr, rEPO, EMI, Srg
	Layout	1 U
Input 1	Voltage	200-240 Vac, Single Phase, 50/60 Hz
	Max Current	20 Amps
	Max Load	3.84 KVA
	Connection	L6-20P, 9 ft cord, 3-wire 12 ga, SJT jacket (Rear panel)
	Voltage Monitor	Digital, ±1%
	Current Monitor	Digital, ±1%
Outlets	All Panels [1][2]	(4) C13, 200-240V (8) C13, 200-240V (S)
Protection	Spike/Surge Suppression [1]	Yes
	EMI Filter [1]	Yes
	Over Current [1]	(1) 20A Main Breaker
Env Sensors	Temperature	None
	Humidity	None
	Interlocks	None
	EPO	Remote EPO Type N.O./N.O.
Communications	Display	Multi-function Controller
	Serial	None
	Ethernet	None
	Protocols	None

Physical	Dimensions	1 U x 19" W x 9" D
	Weight	lbs
	Materials	Chassis: Steel
	Finishes	Chassis: Zinc plated Black, FrontPanel: Zinc plated Black
Operating	Temperature	32°F to 122°F
	Humidity	5 %RH to 85 %RH
	Elevation	25,000 feet
Conformance	Warranty	<a href="http://www.marway.com/warranty">http://www.marway.com/warranty</a>
	Safety Certifications	UL
	Environment Certifications	None
Notes:	[1] Certain details of the circuitry may only be revealed by the schematic (available separately) [2] S = switched, V = monitored voltage, A = monitored amps	

UNLESS OTHERWISE SPECIFIED DIMENSIONS ARE IN INCHES TOLERANCES ARE: ANGLES ± .5° DECIMALS .XX ± .03 XXX ± .010 DO NOT SCALE DRAWING	MATERIAL:			<p>1721 S. GRAND AVE. SANTA ANA, CA 92705 PH: (714) 917-6200 FX: (714) 917-6253</p> <p>SPECIFICATION DRAWING— MPD 520047-000</p>
	FINISH:			
	APPROVALS		DATE	
	DRAWN	HC	6/12/15	
CHECKED				
APPROVED				
SCALE		SIZE	CAGE CODE	DWG NO.
		D	60955	520047-000
COMPUTER FILE NO.		SCALE		REV
P520047-000 REV A		SHEET 1 OF 1		A