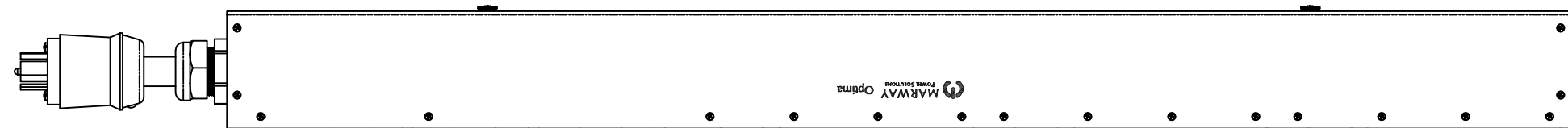
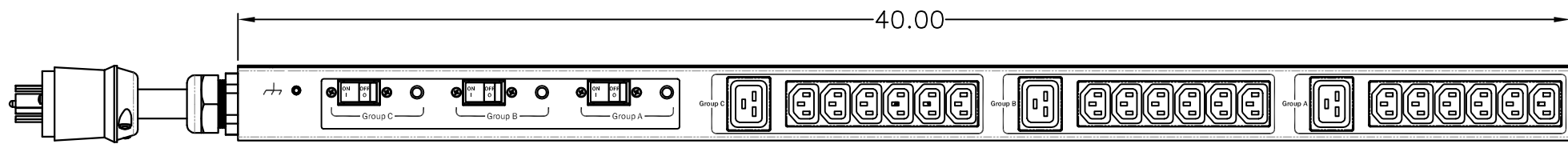


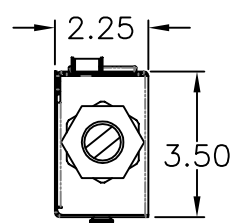
REVISIONS				
ECN#	REV	DESCRIPTION	DATE	BY
	A	INITIAL RELEASE	12/23/16	HC



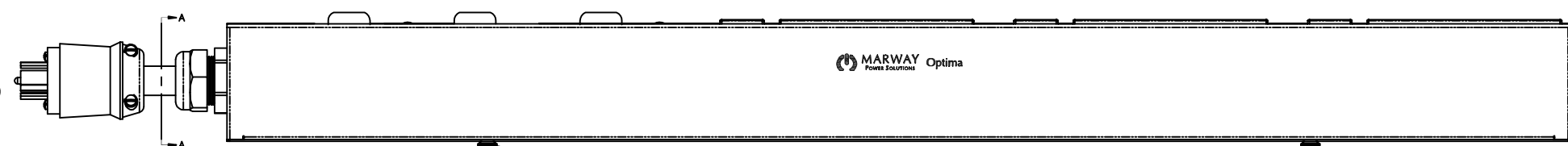
SIDE VIEW



FRONT VIEW



SECTION VIEW A-A



SIDE VIEW

Configuration	Features	
	Layout	Zero U
Input 1	Voltage	200-240 Vac, Single Phase, 50/60 Hz
	Max Current	30 Amps
	Max Load	5.76 KVA
	Connection	L6-30P, 14 ft cord, 3-wire 10 ga, SJT jacket (End panel)
	Voltage Monitor	None
	Current Monitor	None
Outlets	All Panels [1][2]	(6) C13, 100-240V (12) C13, 200-240V (1) C19, 100-240V (2) C19, 200-240V
Protection	Spike/Surge Suppression [1]	None
	EMI Filter [1]	None
	Over Current [1]	(3) 20A Circuit Breaker
Env Sensors	Temperature	None
	Humidity	None
	Interlocks	None
	EPO	None
Communications	Display	None
	Serial	None
	Ethernet	None
	Protocols	None

Physical	Dimensions	40" H x 2.25" W x 3.5" D
	Weight	16 lbs Estimated
	Materials	Chassis: Steel
	Finishes	Chassis: Zinc plated Black, FrontPanel: Zinc plated Black
Operating	Temperature	32°F to 122°F
	Humidity	5 %RH to 85 %RH
	Elevation	25,000 feet
Conformance	Warranty	http://www.marway.com/warranty
	Safety Certifications	None
	Environment Certifications	None
Notes:		
[1] Certain details of the circuitry may only be revealed by the schematic (available separately)		
[2] S = switched, V = monitored voltage, A = monitored amps		

UNLESS OTHERWISE SPECIFIED DIMENSIONS ARE IN INCHES TOLERANCES ARE: ANGLES DECIMALS ± .5° .001 ± .03 .005 ± .010 DO NOT SCALE DRAWING		METAL NO.		SILK NO.		APPROVALS		DATE		 1721 S. GRAND AVE. SANTA ANA, CA 92705 PH: (714) 917-6200 FX: (714) 917-6253	
DRAWN		HC		12/23/16		DRAWN				SPECIFICATION DRAWING-- MPD 529012-000	
CHECKED						CHECKED				SIZE CAGE CODE DWG NO.	
APPROVED						APPROVED				D 60955 529012-000	
FINISH:						FINISH:				SCALE COMPUTER FILE NO. P529012-000 REV A SHEET 1 OF 1	