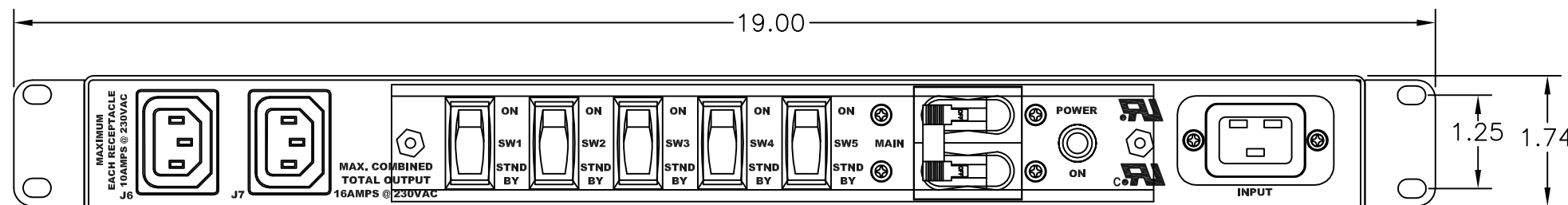
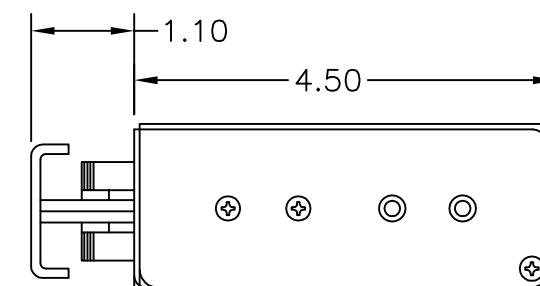


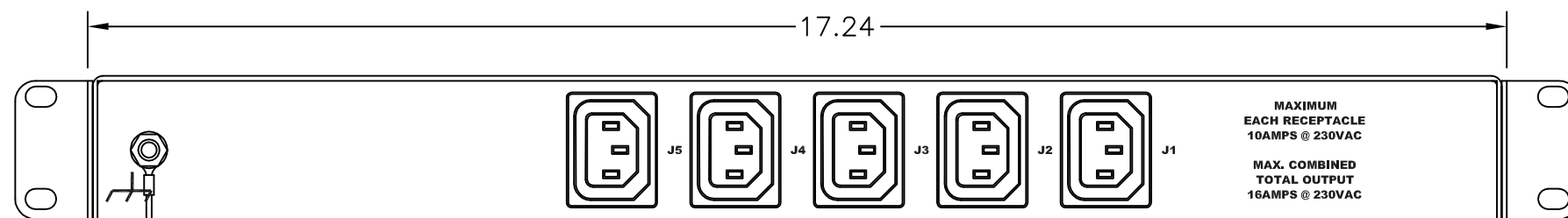
REVISIONS				
ECN#	REV	DESCRIPTION	DATE	BY
	A	INITIAL RELEASE	6/1/12	HC
	B	UPDATED SPEC	6/12/20	HC



FRONT VIEW



SIDE VIEW



REAR VIEW

Configuration	Features	EMI, Srg
	Layout	1 U
Input 1	Voltage	230 Vac, Single Phase, 50/60 Hz
	Max Current	20 Amps
	Max Load	3.68 KVA
	Connection	C20
	Voltage Monitor	None
	Current Monitor	None
Outlets	All Panels [1][2]	(2) C13, 230V
		(5) C13, 230V (S)
Protection	Spike/Surge Suppression [1]	Yes
	EMI Filter [1]	Yes
	Over Current [1]	(1) 20A Main Breaker
Env Sensors	Temperature	None
	Humidity	None
	Interlocks	None
	EPO	None
Communications	Display	None
	Serial	None
	Ethernet	None
	Protocols	None

Physical	Dimensions	1 U x 19" W x 4.5" D
	Materials	Chassis: Steel
	Finishes	Chassis: Zinc plated Gold, FrontPanel: Zinc plated Black
Operating	Temperature	32°F to 122°F
	Humidity	5 %RH to 90 %RH
	Elevation	6,562 feet
Conformance	Warranty	<a href="http://www.marway.com/warranty">http://www.marway.com/warranty</a>
	Safety Certifications	UL, CUL
	Environment Certifications	None

Notes:  
 [1] Certain details of the circuitry may only be revealed by the schematic (available separately)  
 [2] S = switched, V = monitored voltage, A = monitored amps

UNLESS OTHERWISE SPECIFIED DIMENSIONS ARE IN INCHES TOLERANCES ARE: ANGLES DECIMALS ± .5° .XX ± .03 XXX ± .010 DO NOT SCALE DRAWING		METAL NO.		SILK NO.		 1721 S. GRAND AVE. SANTA ANA, CA 92705 PH: (714) 917-6200 FX: (714) 917-6253
APPROVALS		DATE		SPECIFICATION DRAWING-- MPD 411355-002		
DRAWN		6/1/12		SIZE CAGE CODE DWG NO. D 60955 P411355-002		
CHECKED				SCALE NONE COMPUTER FILE NO. P411355-002 REV B SHEET 1 OF 1		
APPROVED						
FINISH:						