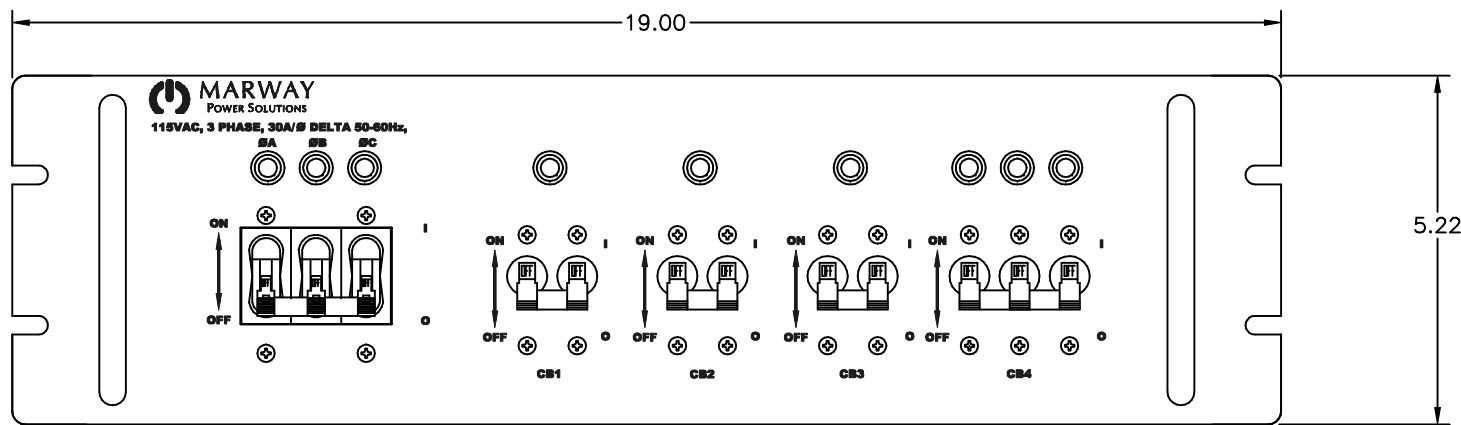
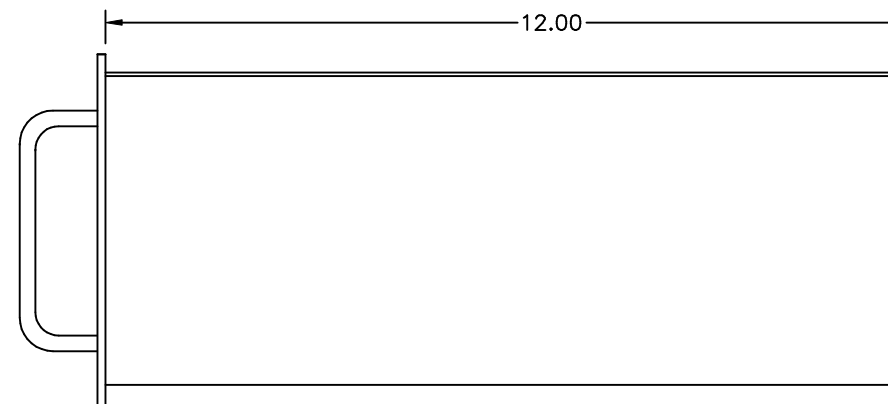


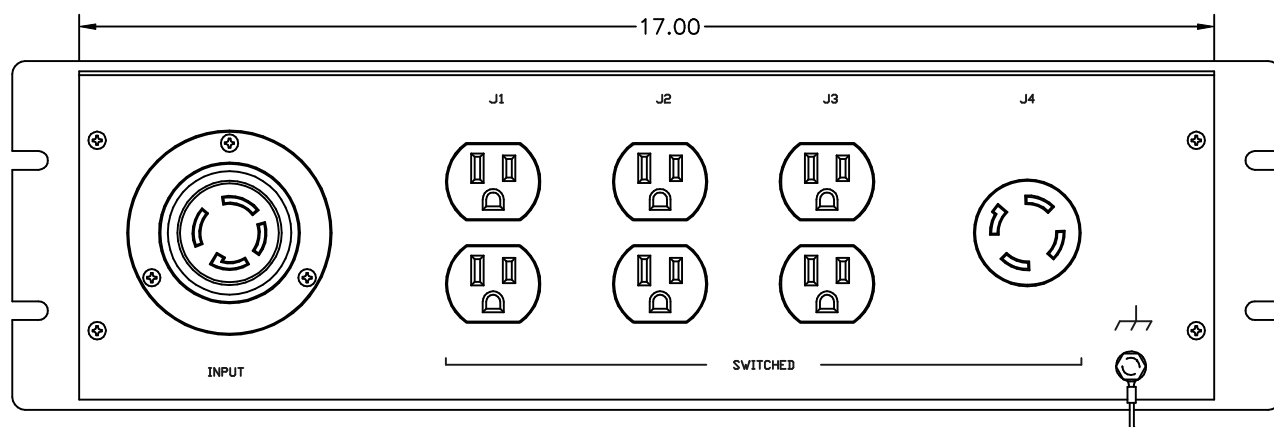
EDM#		REV	DESCRIPTION	DATE	BY
		A	INITIAL RELEASE	8/8/12	HC



FRONT VIEW



SIDE VIEW



REAR VIEW

Configuration	Type	Basic
	Layout	3 U
Input 1	Voltage	120 VAC, 3-Phase Delta, 50/60 Hz
	Max Current	30 Amps
	Max Load	4.98 KVA
	Connection	L15-30P
	Voltage Monitor	None
	Current Monitor	None
Outlets	All Panels [1][2]	(6) 5-15R, 120V (1) L15-20R, 120V
Protection	Spike/Surge Suppression [1]	Yes
	EMI Filter [1]	Yes
	Over Current [1]	(1) 30A Main Breaker (4) 15A Circuit Breaker
Env Sensors	Temperature	None
	Humidity	None
	Interlocks	None
	EPO	None
Communications	Display	None
	Serial	None
	Ethernet	None
	Protocols	None

Physical	Dimensions	3 U x 19" W x 12" D
	Weight	lbs
	Materials	Chassis: Steel
	Finishes	Chassis: Zinc plated Gold, FrontPanel: Zinc plated Gray
Operating	Temperature	32°F to 122°F
	Humidity	5 %RH to 85 %RH
	Elevation	25,000 feet
Conformance	Warranty	<a href="http://www.marway.com/warranty">http://www.marway.com/warranty</a>
	Safety Certifications	None
	Environment Certifications	None
Notes:		
	[1] Certain details of the circuitry may only be revealed by the schematic (available separately)	
	[2] S = switched, V = monitored voltage, A = monitored amps	

UNLESS OTHERWISE SPECIFIED DIMENSIONS ARE IN INCHES TOLERANCES ARE: ANGLES DECIMALS X.X ± .03 X.XX ± .010 DO NOT SCALE DRAWING	MATERIAL:	APPROVALS	DATE	<p>1721 S. GRAND AVE. SANTA ANA, CA 92705 PH: (714) 917-8200 FX: (714) 917-8253</p>
	FINISH:	DRAWN	DATE	
		HC	8/8/12	<p>SPECIFICATION DRAWING— MPD 411190-001</p>
		CHECKED		
		APPROVED		<p>SIZE   CAGE CODE   DWG NO.   REV</p> <p>D   60955   P411190-001   A</p>
		<p>THE INFORMATION CONTAINED IN THIS DRAWING IS THE SOLE PROPERTY OF MARWAY POWER SOLUTIONS. ANY REPRODUCTION IN PART OR AS A WHOLE WITHOUT THE WRITTEN PERMISSION OF MARWAY POWER SOLUTIONS IS STRICTLY PROHIBITED.</p>		<p>SCALE: NONE   SHEET 1 OF 1</p>