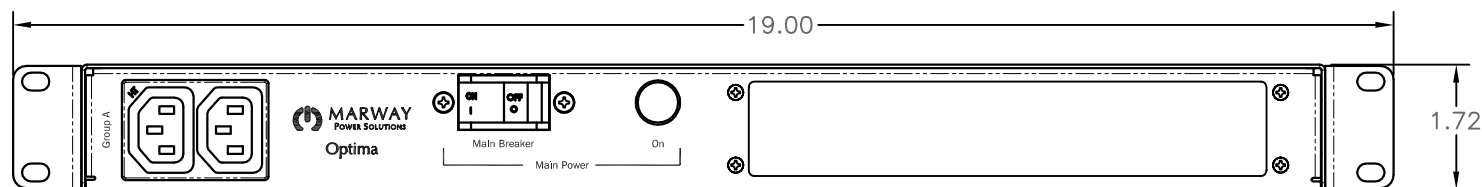
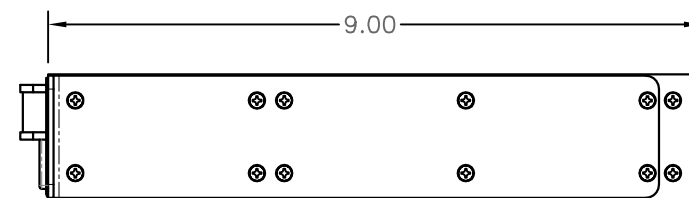


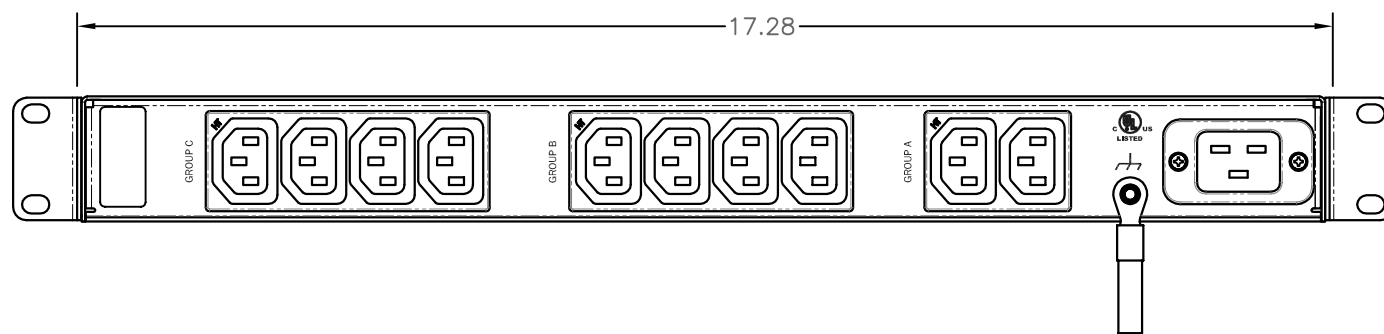
REVISIONS				
ECN#	REV	DESCRIPTION	DATE	BY
	A	INITIAL RELEASE	6/12/15	HC



FRONT VIEW



SIDE VIEW



REAR VIEW

Configuration	Features	EMI, Srg
	Layout	1 U
Input 1	Voltage	110-240 Vac, Single Phase, 50/60 Hz
	Max Current	20 Amps
	Max Load	3.84 KVA
	Connection	C20
	Voltage Monitor	None
	Current Monitor	None
Outlets	All Panels [1][2]	(12) C13, 110-240V
Protection	Spike/Surge Suppression [1]	Yes
	EMI Filter [1]	Yes
	Over Current [1]	(1) 20A Main Breaker
Env Sensors	Temperature	None
	Humidity	None
	Interlocks	None
	EPO	None
Communications	Display	None
	Serial	None
	Ethernet	None
	Protocols	None

Physical	Dimensions	1 U x 19" W x 9" D
	Weight	lbs
	Materials	Chassis: Steel
Operating	Finishes	Chassis: Zinc plated Black, FrontPanel: Zinc plated Black
	Temperature	32°F to 122°F
	Humidity	5 %RH to 85 %RH
Conformance	Elevation	25,000 feet
	Warranty	http://www.marway.com/warranty
	Safety Certifications	UL
	Environment Certifications	None
Notes:		
[1] Certain details of the circuitry may only be revealed by the schematic (available separately)		
[2] S = switched, V = monitored voltage, A = monitored amps		

UNLESS OTHERWISE SPECIFIED DIMENSIONS ARE IN INCHES TOLERANCES ARE: ANGLES DECIMALS ± .5° .001 ± .03 DO NOT SCALE DRAWING		METAL NO. SILK NO. APPROVALS DATE DRAWN HC 6/12/15 CHECKED APPROVED		MARWAY POWER SOLUTIONS 1721 S. GRAND AVE. SANTA ANA, CA 92705 PH: (714) 917-6200 FX: (714) 917-6253	
FINISH:		PROPRIETARY NOTICE THE INFORMATION CONTAINED IN THIS DRAWING IS THE SOLE PROPERTY OF MARWAY POWER SOLUTIONS. ANY REPRODUCTION IN PART OR AS A WHOLE WITHOUT THE WRITTEN PERMISSION OF MARWAY POWER SOLUTIONS IS STRICTLY PROHIBITED.		SPECIFICATION DRAWING-- MPD 520052-000	
SCALE		SIZE D	CAGE CODE 60955	DWG NO. 520052-000	REV A
P520052-000 REV A SHEET 1 OF 1					