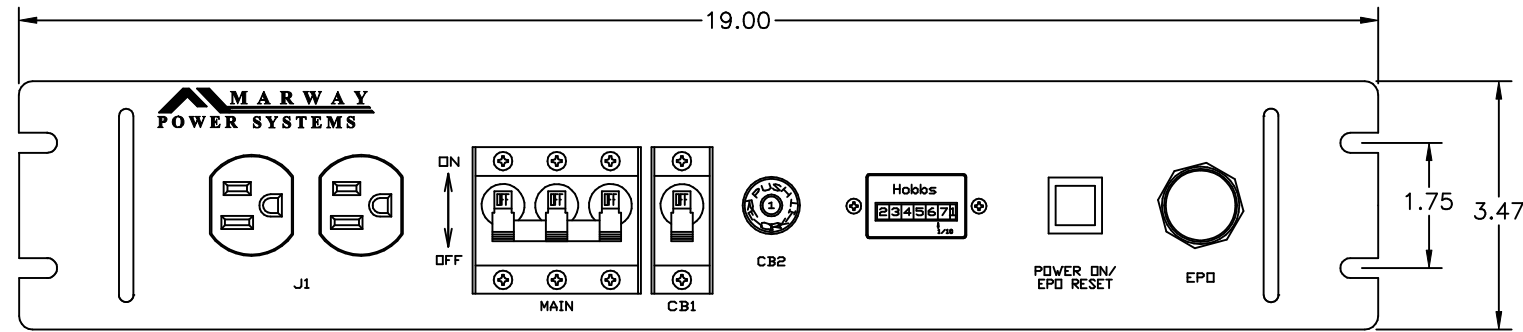
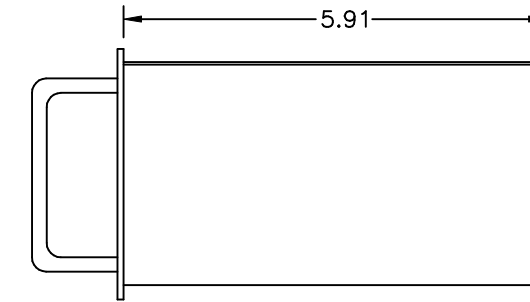


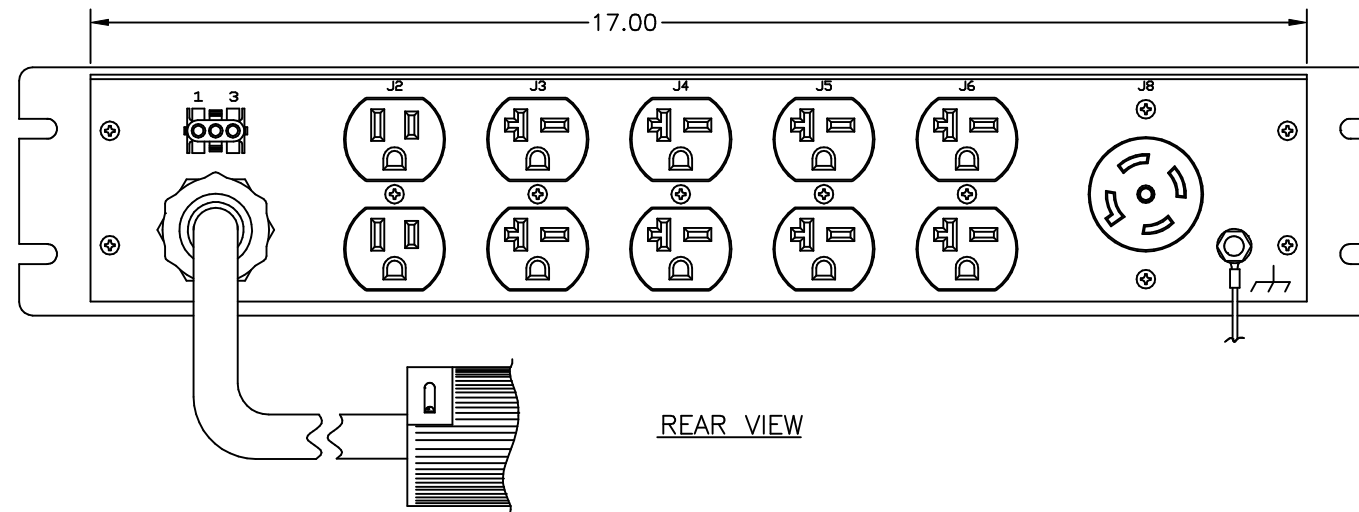
| ECO# | | REV | DESCRIPTION | DATE | BY |
|------|--|-----|-----------------|---------|----|
| | | A | INITIAL RELEASE | 7/30/10 | HC |



FRONT VIEW



SIDE VIEW



REAR VIEW

| | | |
|----------------|-----------------------------|--|
| Configuration | Type | Basic |
| | Layout | 2 U |
| Input 1 | Voltage | 120/208 VAC, 3-Phase Wye, 50/60 Hz |
| | Max Current | 20 Amps |
| | Max Load | 1.92 KVA, 5.75 KVA |
| | Connection | L21-20P, 12 ft cord, 5-wire 12 ga, SO jacket (Rear panel) |
| | Voltage Monitor | None |
| | Current Monitor | None |
| Outlets | All Panels [1][2] | (4) 5-15R, 120V (S) (1) L21-20R, 120/208V (S) (8) L6-20R, 208V (S) |
| Protection | Spike/Surge Suppression [1] | Yes |
| | EMI Filter [1] | None |
| | Over Current [1] | (1) 20A Circuit Breaker (1) 15A Circuit Breaker |
| Env Sensors | Temperature | None |
| | Humidity | None |
| | Interlocks | None |
| | EPO | Remote, Local |
| Communications | Display | Hour Meter |
| | Serial | None |
| | Ethernet | None |
| | Protocols | None |

| | | |
|---|----------------------------|---|
| Physical | Dimensions | 2 U x 19" W x 6" D |
| | Weight | lbs |
| | Materials | Chassis: Steel |
| | Finishes | Chassis: Zinc plated Gold, FrontPanel: Zinc plated Gray |
| Operating | Temperature | 32°F to 122°F |
| | Humidity | 5 %RH to 85 %RH |
| | Elevation | 25,000 feet |
| Conformance | Warranty | http://www.marway.com/warranty |
| | Safety Certifications | None |
| | Environment Certifications | None |
| Notes: | | |
| [1] Certain details of the circuitry may only be revealed by the schematic (available separately) | | |
| [2] S = switched, V = monitored voltage, A = monitored amps | | |

PROPRIETARY NOTICE
ALL PATENT OR OTHER PROPRIETARY RIGHTS PERTAINING TO THE ITEMS SOLD HERE UNDER SHALL REMAIN THE SOLE PROPERTY OF MARWAY POWER SOLUTIONS EXCEPT THAT THE PURCHASER SHALL HAVE THE RIGHT TO USE SUCH ITEMS FOR THEIR INTENDED PURPOSE.

| | | | | | | | | | |
|---|--|-----------|---------|------------------------|----------|----------------|-------------|--|--------------|
| UNLESS OTHERWISE SPECIFIED DIMENSIONS ARE IN INCHES TOLERANCES ARE: ANGLES DECIMALS ± 1/2° .001 ± .03 DO NOT SCALE DRAWING | | MATERIAL: | FINISH: | METAL NO. | SILK NO. | APPROVALS | DATE | 17500 GILLETTE AVE. IRVINE, CA 92614 Ph (714) 917-6200 FAX (714) 917-6253 TOLL FREE 800 462-7929 | |
| DRAWN | | HC | 7/30/10 | SPECIFICATION DRAWING— | | MPD 411291-001 | | SIZE | FSCM NO. |
| CHECKED | | | | D | | 60955 | DWG NO. | 411291-001 | REV |
| APPROVED | | | | SCALE | | NONE | P411291-001 | REV | A |
| | | | | | | | | | SHEET 1 OF 1 |