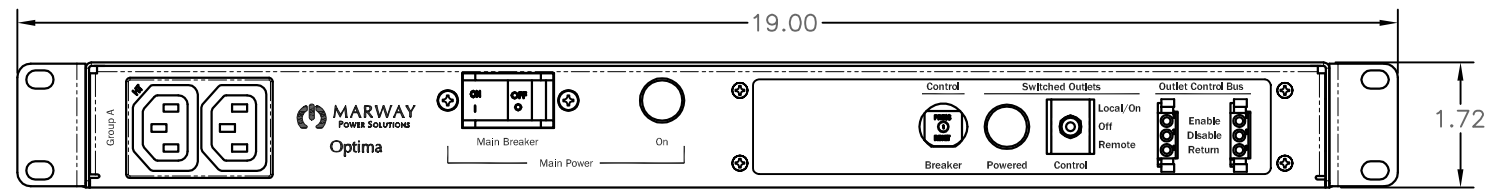
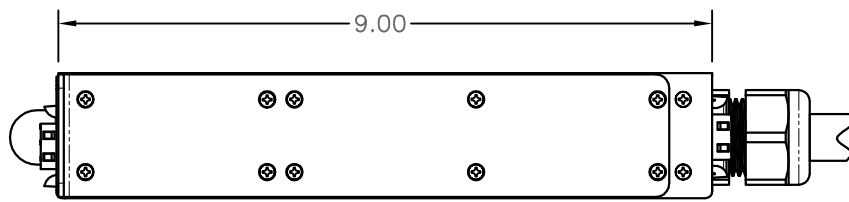


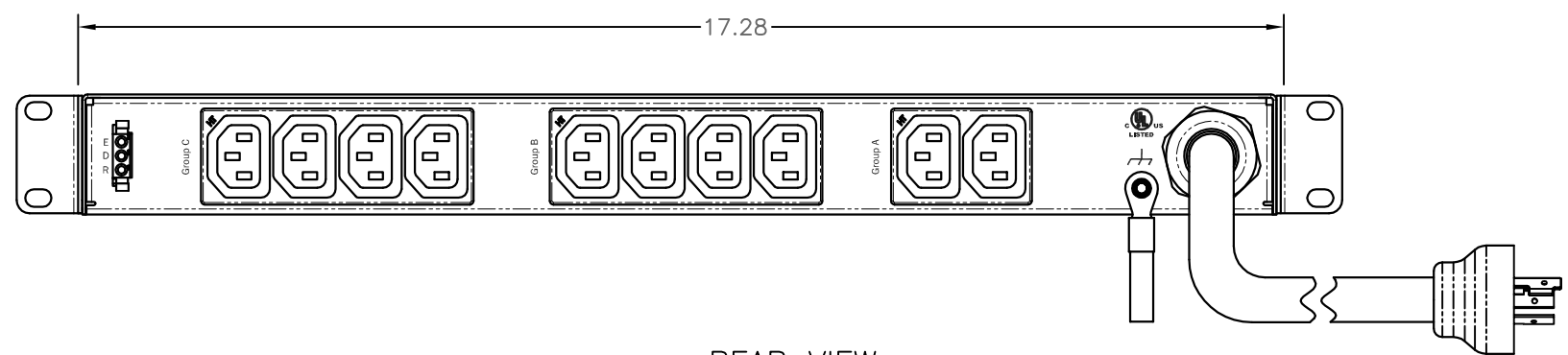
REVISIONS				
ECN#	REV	DESCRIPTION	DATE	BY
	A	INITIAL RELEASE	6/15/15	HC



FRONT VIEW



SIDE VIEW



REAR VIEW

Configuration	Features	rEPO, Seq, EMI, Srg
	Layout	1 U
Input 1	Voltage	200-240 Vac, Single Phase, 50/60 Hz
	Max Current	30 Amps
	Max Load	5.76 KVA
	Connection	L6-30P, 9 ft cord, 3-wire 10 ga, SJT jacket (Rear panel)
	Voltage Monitor	None
	Current Monitor	None
Outlets	All Panels [1][2]	(4) C13, 200-240V (8) C13, 200-240V (S)
Protection	Spike/Surge Suppression [1]	Yes
	EMI Filter [1]	Yes
	Over Current [1]	(2) 15A Circuit Breaker
Env Sensors	Temperature	None
	Humidity	None
	Interlocks	None
	EPO	Remote EPO Type N.O./N.O.
Communications	Display	None
	Serial	None
	Ethernet	None
	Protocols	None

Physical	Dimensions	1 U x 19" W x 9" D
	Weight	lbs
	Materials	Chassis: Steel
Operating	Finishes	Chassis: Zinc plated Black, FrontPanel: Zinc plated Black
	Temperature	32°F to 122°F
	Humidity	5 %RH to 85 %RH
Conformance	Elevation	25,000 feet
	Warranty	http://www.marway.com/warranty
	Safety Certifications	UL
	Environment Certifications	None

Notes:
 [1] Certain details of the circuitry may only be revealed by the schematic (available separately)
 [2] S = switched, V = monitored voltage, A = monitored amps

UNLESS OTHERWISE SPECIFIED DIMENSIONS ARE IN INCHES TOLERANCES ARE: ANGLES ± .5° DECIMALS .XX ± .03 XXX ± .010 DO NOT SCALE DRAWING		METAL NO.		SILK NO.		APPROVALS		DATE		MARWAY POWER SOLUTIONS 1721 S. GRAND AVE. SANTA ANA, CA 92705 PH: (714) 917-6200 FX: (714) 917-6253	
DRAWN		HC		6/15/15		SPECIFICATION DRAWING--		MPD 520090-000		REV A	
CHECKED						SIZE D		CAGE CODE 60955		DWG NO. 520090-000	
APPROVED						SCALE		P520090-000 REV A		SHEET 1 OF 1	
FINISH:						<small>PROPRIETARY NOTICE</small> THE INFORMATION CONTAINED IN THIS DRAWING IS THE SOLE PROPERTY OF MARWAY POWER SOLUTIONS. ANY REPRODUCTION IN PART OR AS A WHOLE WITHOUT THE WRITTEN PERMISSION OF MARWAY POWER SOLUTIONS IS STRICTLY PROHIBITED.					