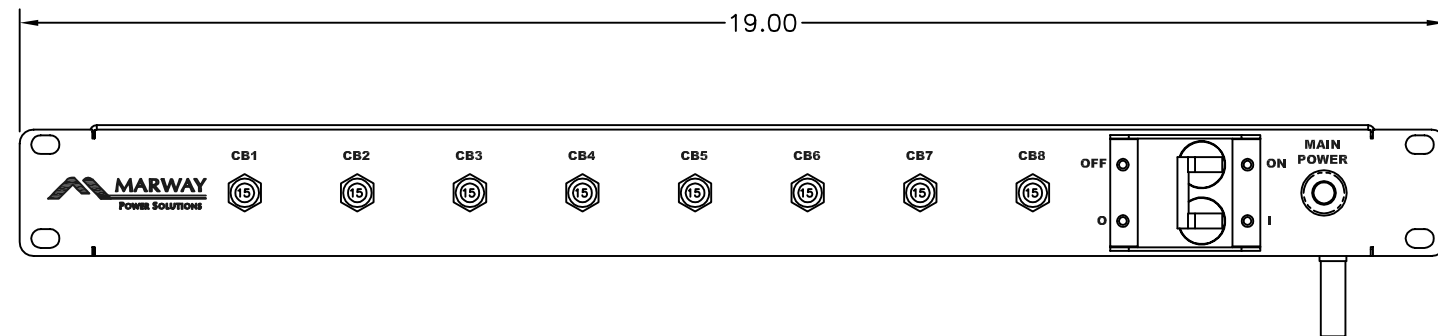



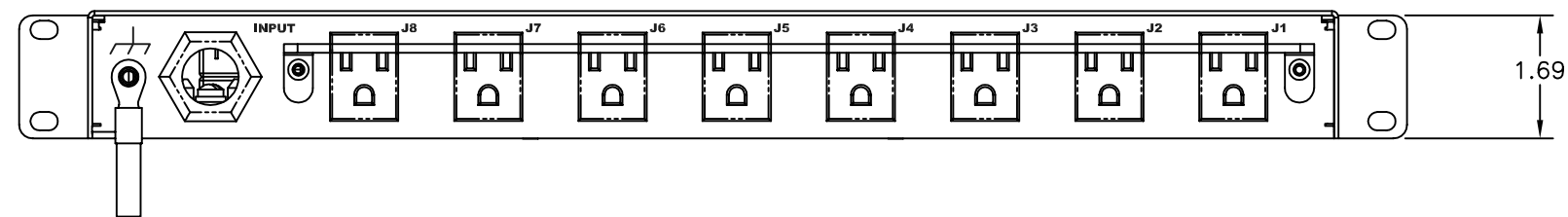
REVISIONS				
ECN#	REV	DESCRIPTION	DATE	BY
	A	INITIAL RELEASE	9/10/10	HC



FRONT VIEW



SIDE VIEW



REAR VIEW

Configuration	Type	Basic
	Layout	1 U
Input 1	Voltage	120 VAC, Single Phase, 50/60 Hz
	Max Current	30 Amps
	Max Load	2.88 KVA
	Connection	Terminals
	Voltage Monitor	None
Outlets	Current Monitor	None
	All Panels [1][2]	(8) 5-15R, 120V
Protection	Spike/Surge Suppression [1]	Yes
	EMI Filter [1]	Yes (MIL STD 461)
	Over Current [1]	(1) 30A Main Breaker
		(8) 15A Circuit Breaker
Env Sensors	Temperature	None
	Humidity	None
	Interlocks	None
	EPO	None
Communications	Display	None
	Serial	None
	Ethernet	None
	Protocols	None
Physical	Dimensions	1 U x 19" W x 12" D
	Weight	lbs
	Materials	Chassis: Steel
	Finishes	Chassis: Zinc plated Gold, FrontPanel: Zinc plated Gold

Operating	Temperature	32°F to 122°F
	Humidity	0 %RH to 95 %RH
	Elevation	25,000 feet
Conformance	Warranty	<a href="http://www.marway.com/warranty">http://www.marway.com/warranty</a>
	Safety Certifications	None
	Environment Certifications	None
Shock	Verticle [3]	2G
	Lateral [3]	0.5G
	Fore-Aft [3]	0.5G
Vibration	MIL-STD-167/1, TYPE 1	4-50 Hz
Notes:		
[1] Certain details of the circuitry may only be revealed by the schematic (available separately)		
[2] S = switched, V = monitored voltage, A = monitored amps		
[3] Mil-STD-810F, Method 516.6, Procedure I, Trapezoidal pulse		

UNLESS OTHERWISE SPECIFIED DIMENSIONS ARE IN INCHES TOLERANCES ARE: ANGLES DECIMALS ± .5° .001 ± .03 300K ± .010 DO NOT SCALE DRAWING	METAL NO.	SILK NO.		1721 S. GRAND AVE. SANTA ANA, CA 92705 PH: (714) 917-6200 FX: (714) 917-6253
	APPROVALS	DATE		<b>SPECIFICATION DRAWING--</b> <b>MPD 85-014</b>
MATERIAL:	DRAWN	HC	9/10/10	SIZE CAGE CODE DWG NO. REV
FINISH:	CHECKED			D 60955 85-014 A
	APPROVED			SCALE COMPUTER P85-014 REV A SHEET 1 OF 1