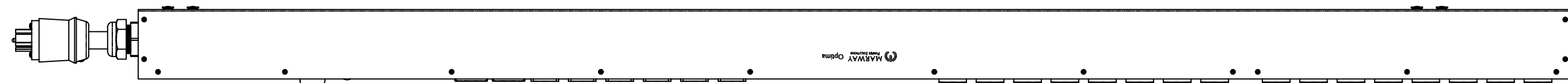
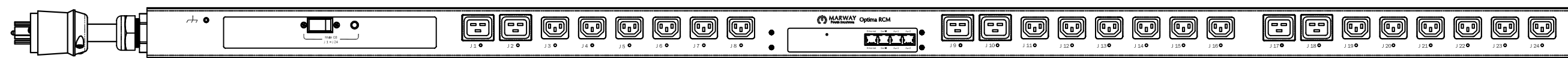


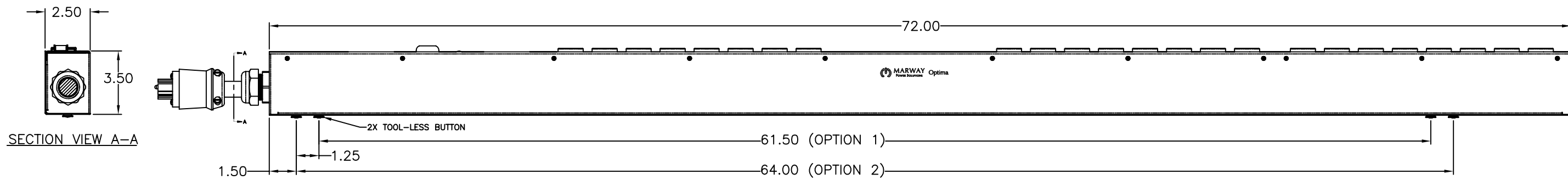
REVISIONS				
ECN#	REV	DESCRIPTION	DATE	BY
	A	INITIAL RELEASE	6/30/17	HC



SIDE VIEW



FRONT VIEW



SIDE VIEW

Configuration	Features	Seq, Srg
	Layout	Zero U
Input 1	Voltage	200-240 Vac, Single Phase, 50/60 Hz
	Max Current	20 Amps
	Max Load	3.84 KVA
	Connection	L6-20P, 14 ft cord, 3-wire 12 ga, SJT jacket (Front panel)
Protection	Voltage Monitor	None
	Current Monitor	None
	Over Current [1]	(1) 20A Main Breaker
Outlets	All Panels [1][2]	(18) C13, 200-240V (S) (6) C19, 200-240V (S)
	Spike/Surge Suppression [1]	Yes
	EMI Filter [1]	None
	Env Sensors	Temperature
Communications	Humidity	2
	Interlocks	None
	EPO	None
	Display	None
Protocols	Serial	RS-232 (RJ-45)
	Ethernet	10T/100T Auto
	AlertLog, HTTP, HTTPS, Telnet, SSH, FTP, SMTP, SNMPv2, SNMPv3, SNTP	

Physical	Dimensions	72" H x 2.5" W x 3.5" D
	Weight	lbs
	Materials	Chassis: Steel
Operating	Finishes	Chassis: Zinc plated Black, FrontPanel: Zinc plated Black
	Temperature	32°F to 122°F
	Humidity	5 %RH to 85 %RH
Conformance	Elevation	25,000 feet
	Warranty	http://www.marway.com/warranty
	Safety Certifications	None
Notes:	Environment Certifications	None
	[1] Certain details of the circuitry may only be revealed by the schematic (available separately)	
[2] S = switched, V = monitored voltage, A = monitored amps		

UNLESS OTHERWISE SPECIFIED DIMENSIONS ARE IN INCHES (MILLIMETERS) TOLERANCES ARE: ANGLES ± 1° DECIMALS XXX ± .03 .000 ± .010		METAL NO.		SILK NO.	
DO NOT SCALE DRAWING		APPROVALS		DATE	
MATERIAL:		DRAWN		6/30/17	
FINISH:		CHECKED			
		APPROVED			
<small>PROPRIETARY NOTICE</small> THE INFORMATION CONTAINED IN THIS DRAWING IS THE SOLE PROPERTY OF MARWAY POWER SOLUTIONS. ANY REPRODUCTION IN PART OR AS A WHOLE WITHOUT THE WRITTEN PERMISSION OF MARWAY POWER SOLUTIONS IS STRICTLY PROHIBITED.				1721 S. GRAND AVE. SANTA ANA, CA 92705 PH: (714) 917-6200 FX: (714) 917-6253	
SCALE NONE		SIZE D		CAGE CODE 60955	
		DWG NO.		REV	
		829003-NSW-000		A	
		P829003-NSW-000		SHEET 1 OF 1	