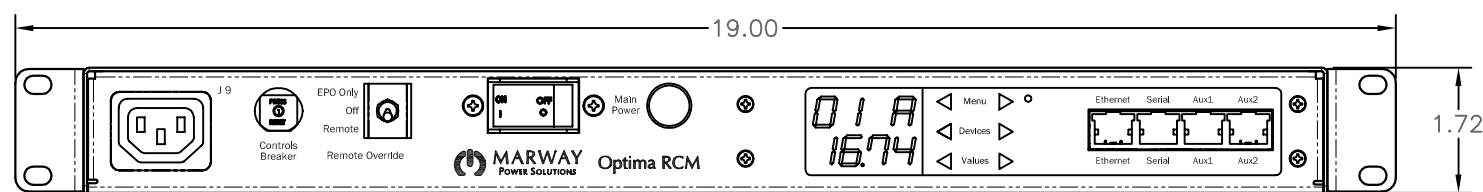
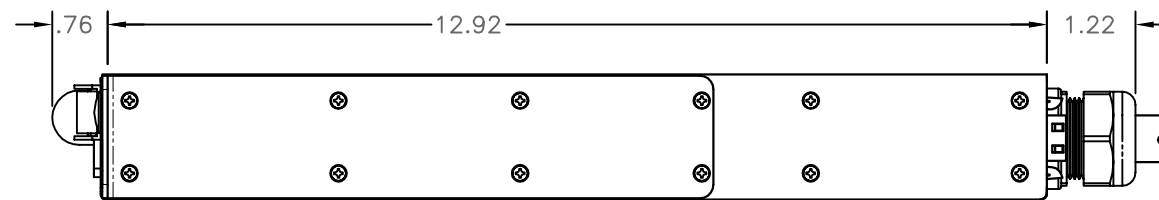


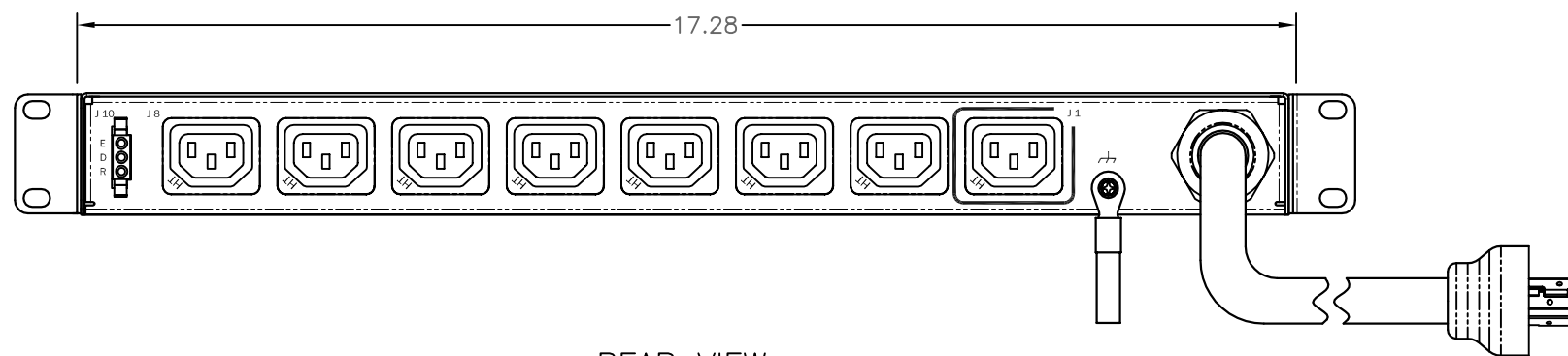
REVISIONS				
ECN#	REV	DESCRIPTION	DATE	BY
	A	INITIAL RELEASE	6/30/17	HC



FRONT VIEW



SIDE VIEW



REAR VIEW

Configuration	Features	VMtr, AMtr, rEPO, Seq, EMI, Srg
	Layout	1 U
Input 1	Voltage	200-240 Vac, Single Phase, 50/60 Hz
	Max Current	20 Amps
	Max Load	3.84 KVA
	Connection	L6-20P, 9 ft cord, 3-wire 12 ga, SJT jacket (Rear panel)
	Voltage Monitor	Digital, ±1% Full Scale
	Current Monitor	Digital, ±1% Full Scale
Outlets	All Panels [1][2]	(1) C13, 200-240V (8) C13, 200-240V (S)
Protection	Spike/Surge Suppression [1]	Yes
	EMI Filter [1]	Yes
	Over Current [1]	(1) 20A Main Breaker
Env Sensors	Temperature	2
	Humidity	2
	Interlocks	None
	EPO	Remote EPO Type N.O./N.O.
Communications	Display	Multi-function Controller
	Serial	RS-232 (RJ-45)
	Ethernet	10T/100T Auto
	Protocols	HTTP, HTTPS, Telnet, SSH, FTP, SMTP, SNMPv2, SNMPv3, SNTP, AlertLog

Physical	Dimensions	1 U x 19" W x 13" D
	Weight	lbs
	Materials	Chassis: Steel
	Finishes	Chassis: Zinc plated Black, FrontPanel: Zinc plated Black
Operating	Temperature	32°F to 122°F
	Humidity	5%RH to 85%RH
	Elevation	25,000 feet
Conformance	Warranty	http://www.marway.com/warranty
	Safety Certifications	None
	Environment Certifications	None
Notes:		
[1] Certain details of the circuitry may only be revealed by the schematic (available separately)		
[2] S = switched, V = monitored voltage, A = monitored amps		

UNLESS OTHERWISE SPECIFIED DIMENSIONS ARE IN INCHES (MILLIMETERS) TOLERANCES ARE: ANGLES ± .5° DECIMALS XXX ± .03 .000 ± .010		METAL NO.		SILK NO.	
DO NOT SCALE DRAWING		APPROVALS		DATE	
MATERIAL:		DRAWN		6/30/17	
FINISH:		CHECKED			
		APPROVED			
<small>PROPRIETARY NOTICE</small> THE INFORMATION CONTAINED IN THIS DRAWING IS THE SOLE PROPERTY OF MARWAY POWER SOLUTIONS. ANY REPRODUCTION IN PART OR AS A WHOLE WITHOUT THE WRITTEN PERMISSION OF MARWAY POWER SOLUTIONS IS STRICTLY PROHIBITED.		1721 S. GRAND AVE. SANTA ANA, CA 92705 PH: (714) 917-6200 FX: (714) 917-6253		SPECIFICATION DRAWING-- MPD 820104-PSW-000	
SIZE	CAGE CODE	DWG NO.	REV		
D	60955	820104-PSW-000	A		
SCALE	FILE NO.	COMP. NO.	REV		
NONE	P820104-PSW-000	REV A	SHEET 1 OF 1		