
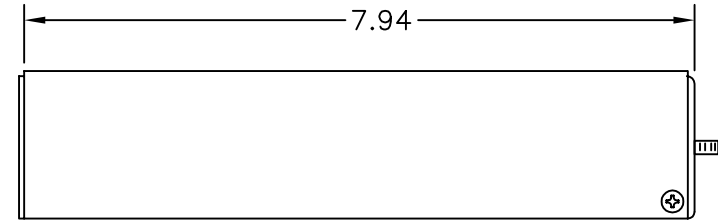


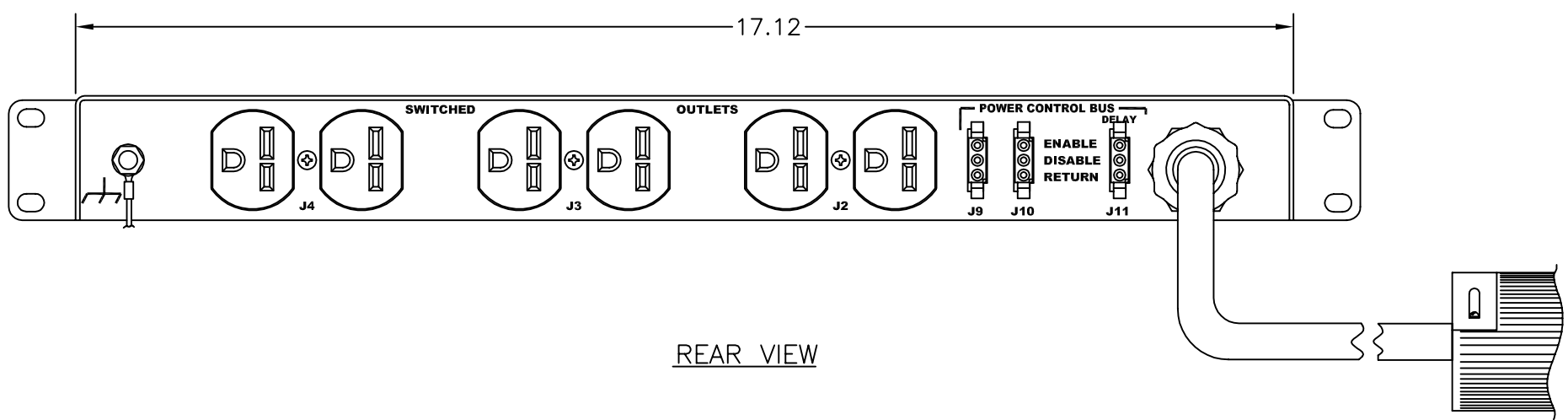
REVISIONS				
ECN#	REV	DESCRIPTION	DATE	BY
	A	INITIAL RELEASE	11/24/14	HC



FRONT VIEW



SIDE VIEW



REAR VIEW

Configuration	Type	Remote EPO
	Layout	1 U
Input 1	Voltage	230 VAC, Single Phase, 50/60 Hz
	Max Current	20 Amps
	Max Load	3.68 KVA
	Connection	L6-20P, 10 ft cord, 3-wire 12 ga, SO jacket (Rear panel)
	Voltage Monitor	None
	Current Monitor	None
Outlets	All Panels [1][2]	(2) 6-15R, 230V (6) 6-15R, 230V (S)
Protection	Spike/Surge Suppression [1]	Yes
	EMI Filter [1]	Yes
	Over Current [1]	(1) 20A Main Breaker
Env Sensors	Temperature	None
	Humidity	None
	Interlocks	None
	EPO	Remote EPO Type N.O./N.O.
Communications	Display	None
	Serial	None
	Ethernet	None
	Protocols	None

Physical	Dimensions	1 U x 19" W x 8" D
	Weight	lbs
	Materials	Chassis: Steel
	Finishes	Chassis: Zinc plated Gold, FrontPanel: Zinc plated Gold
Operating	Temperature	32°F to 122°F
	Humidity	5 %RH to 85 %RH
	Elevation	25,000 feet
Conformance	Warranty	http://www.marway.com/warranty
	Safety Certifications	UL, CSA
	Environment Certifications	None

Notes:
 [1] Certain details of the circuitry may only be revealed by the schematic (available separately)
 [2] S = switched, V = monitored voltage, A = monitored amps

<small>UNLESS OTHERWISE SPECIFIED DIMENSIONS ARE IN INCHES TOLERANCES ARE: ANGLES DECIMALS ± .5° .XX ± .03 .XXX ± .010 DO NOT SCALE DRAWING</small>	MATERIAL:			<p>1721 S. GRAND AVE. SANTA ANA, CA 92705 PH: (714) 917-6200 FX: (714) 917-6253</p> <p>SPECIFICATION DRAWING-- MPD 200R-002</p>
	FINISH:			
	APPROVALS	METAL NO.	SILK NO.	
	DATE	DATE	DATE	
	DRAWN	HC	11/24/14	SIZE: D CAGE CODE: 60955 DWG NO.: 200R-002 SCALE: P200R-002 REV A SHEET 1 OF 1