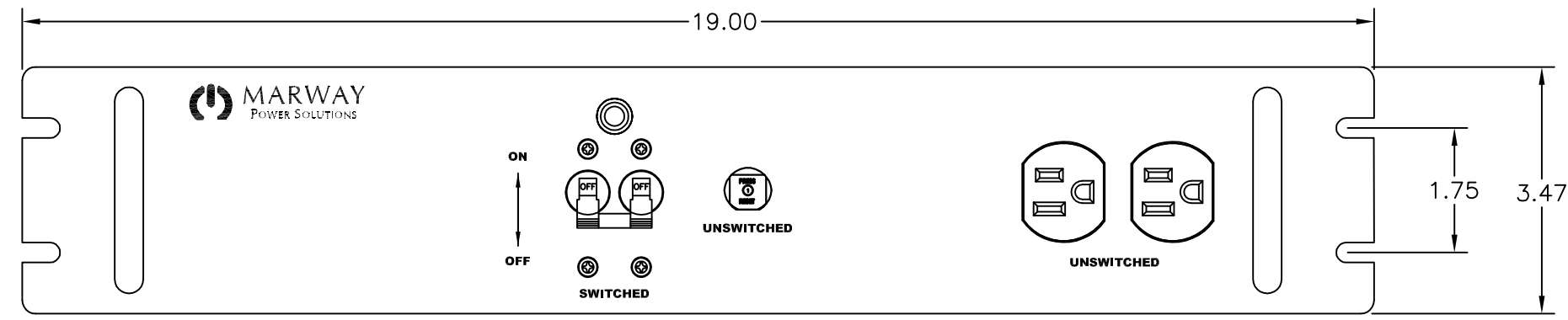


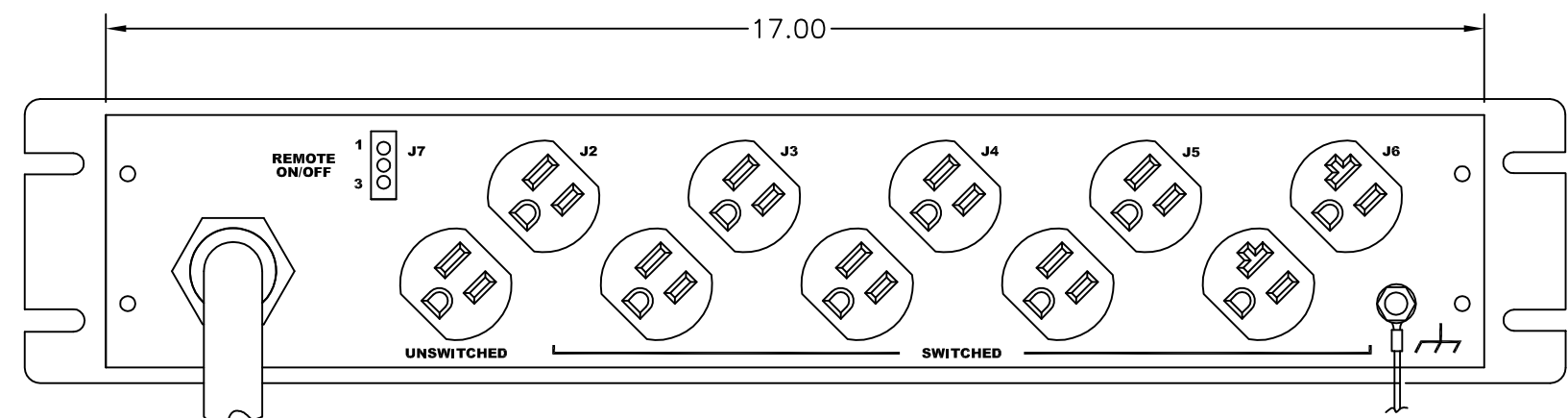
| REVISIONS | | | | |
|-----------|-----|-----------------|--------|----|
| ECN# | REV | DESCRIPTION | DATE | BY |
| | B | INITIAL RELEASE | 2/9/17 | HC |



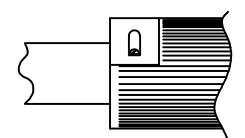
FRONT VIEW



SIDE VIEW



REAR VIEW



| Configuration | Features | rEPO, EMI, Srg |
|----------------|-------------------|--|
| | Layout | 2 U |
| Input 1 | Voltage | 120 Vac, Single Phase, 50/60 Hz |
| | Max Current | 30 Amps |
| | Max Load | 2.88 KVA |
| | Connection | L5-30P, 9 ft cord, 3-wire 10 ga, SO jacket (Rear panel) |
| | Voltage Monitor | None |
| | Current Monitor | None |
| Outlets | All Panels [1][2] | (4) 5-15R, 120V (6) 5-15R, 120V (S) (2) 5-20R, 120V (S) |
| | Protection | Spike/Surge Suppression [1] Yes EMI Filter [1] Yes Over Current [1] (1) 20A Circuit Breaker (1) 10A Circuit Breaker |
| | Env Sensors | Temperature None Humidity None Interlocks None EPO Remote EPO Type N.O./None |
| Communications | Display | None |
| | Serial | None |
| | Ethernet | None |
| | Protocols | None |

| Physical | Dimensions | 2 U x 19" W x 6" D |
|---|----------------------------|---|
| | Weight | lbs |
| | Materials | Chassis: Steel |
| | Finishes | Chassis: Zinc plated Gold, FrontPanel: Painted Gray |
| Operating | Temperature | 32°F to 122°F |
| | Humidity | 5 %RH to 85 %RH |
| | Elevation | 25,000 feet |
| Conformance | Warranty | http://www.marway.com/warranty |
| | Safety Certifications | None |
| | Environment Certifications | None |
| Notes: | | |
| [1] Certain details of the circuitry may only be revealed by the schematic (available separately) | | |
| [2] S = switched, V = monitored voltage, A = monitored amps | | |

| | | | | |
|--|---|-----------|---|--------|
| <small>UNLESS OTHERWISE SPECIFIED DIMENSIONS ARE IN INCHES TOLERANCES ARE:</small> <small>ANGLES DECIMALS</small> <small>± .5° .001 ± .03</small> <small>DO NOT SCALE DRAWING</small> | METAL NO. | SILK NO. | 1721 S. GRAND AVE. SANTA ANA, CA 92705 PH: (714) 917-6200 FX: (714) 917-6253 | |
| | APPROVALS | | | DATE |
| | DRAWN | | | 2/9/17 |
| | CHECKED | | | |
| FINISH: | APPROVED | | | |
| | <small>PROPRIETARY NOTICE</small> <small>THE INFORMATION CONTAINED IN THIS DRAWING IS THE SOLE PROPERTY OF MARWAY POWER SOLUTIONS. ANY REPRODUCTION IN PART OR AS A WHOLE WITHOUT THE WRITTEN PERMISSION OF MARWAY POWER SOLUTIONS IS STRICTLY PROHIBITED.</small> | | | |
| SIZE | CAGE CODE | DWG NO. | REV | |
| D | 60955 | 41620-002 | B | |
| SCALE | P41620-002 REV B | | SHEET 1 OF 1 | |