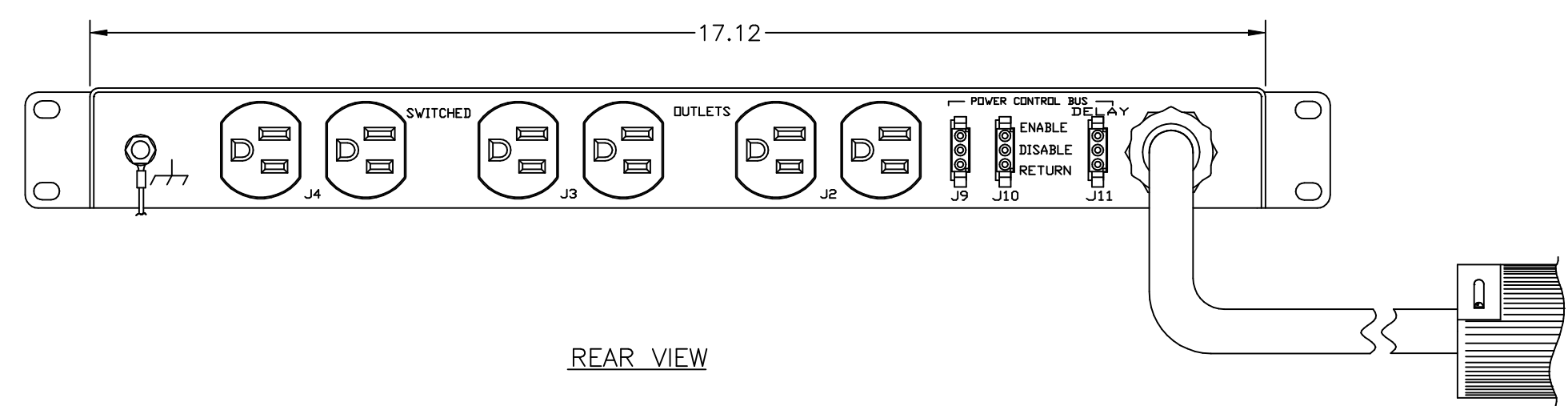
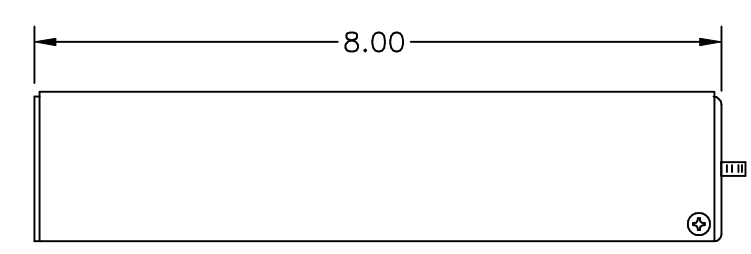



REVISIONS				
ECO#	REV	DESCRIPTION	DATE	BY
	A	INITIAL RELEASE	7/23/10	HC



Configuration	Type	Basic
	Layout	1 U
Input 1	Voltage	120 VAC, Single Phase, 50/60 Hz
	Max Current	30 Amps
	Max Load	2.88 KVA
	Connection	L5-30P, 10 ft cord, 3-wire 10 ga, SO jacket (Rear panel)
	Voltage Monitor	None
	Current Monitor	None
Outlets	All Panels [1][2]	(2) 5-15R, 120V (6) 5-15R, 120V (S)
	Protection	Spike/Surge Suppression [1] Yes EMI Filter [1] Yes Over Current [1] (1) 15A Main Breaker
	Env Sensors	Temperature None Humidity None Interlocks None EPO None
Communications	Display	None
	Serial	None
	Ethernet	None
	Protocols	None

Physical	Dimensions	1 U x 19" W x 8" D
	Weight	lbs
	Materials	Chassis: Steel
Operating	Finishes	Chassis: Zinc plated Gold, FrontPanel: Zinc plated Gold
	Temperature	32°F to 122°F
	Humidity	5 %RH to 85 %RH
	Elevation	25,000 feet
Conformance	Warranty	http://www.marway.com/warranty
	Safety Certifications	UL, CSA
	Environment Certifications	None
Notes:		
[1] Certain details of the circuitry may only be revealed by the schematic (available separately)		
[2] S = switched, V = monitored voltage, A = monitored amps		

PROPRIETARY NOTICE

ALL PATENT OR OTHER PROPRIETARY RIGHTS PERTAINING TO THE ITEMS SOLD HERE UNDER SHALL REMAIN THE SOLE PROPERTY OF MARWAY POWER SOLUTIONS EXCEPT THAT THE PURCHASER SHALL HAVE THE RIGHT TO USE SUCH ITEMS FOR THEIR INTENDED PURPOSE.

UNLESS OTHERWISE SPECIFIED DIMENSIONS ARE IN INCHES TOLERANCES ARE: ANGLES DECIMALS ± 1/2° .005 ± .03 DO NOT SCALE DRAWING		METAL NO. APPROVALS		SILK NO. DATE	
DRAWN: HC		7/23/10		CHECKED:	
APPROVED:					
FINISH:					
MATERIAL:					
SCALE: NONE		P100R-003 REV A		SHEET 1 OF 1	

MARWAY POWER SOLUTIONS

17500 GILLETTE AVE.
IRVINE, CA 92614
Ph (714) 917-6200
FAX (714) 917-6253
TOLL FREE 800 462-7929

SPECIFICATION DRAWING—
MPD 100R-003

SIZE: D FSCM NO. 60955 DWG NO. 100R-003 REV A