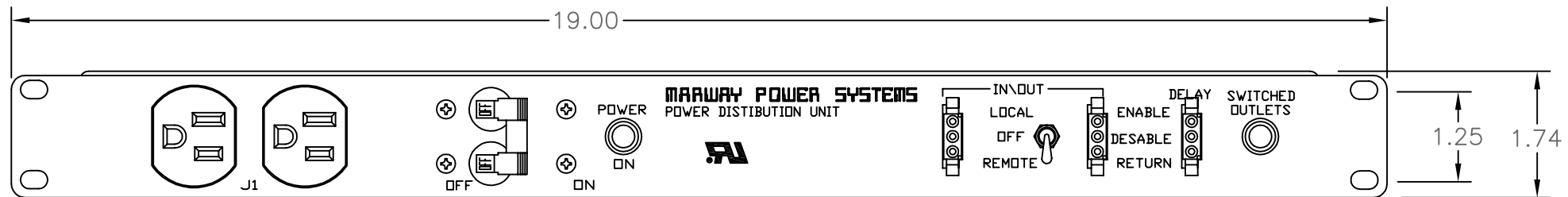
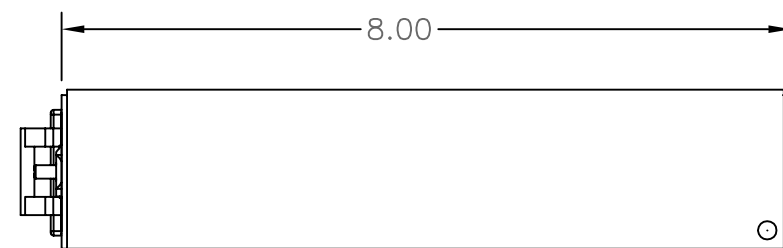


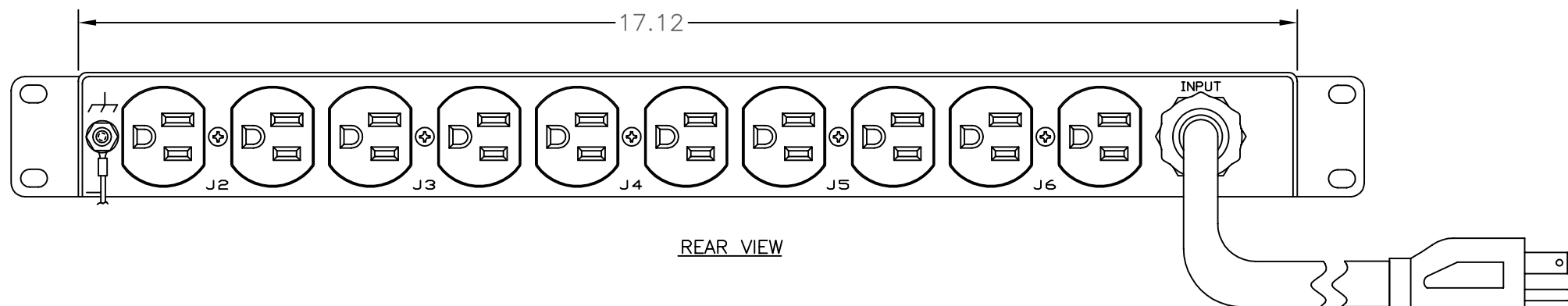
REVISIONS				
ECN#	REV	DESCRIPTION	DATE	BY
	A	INITIAL RELEASE	10/28/14	HC



FRONT VIEW



SIDE VIEW



REAR VIEW

Configuration	Type	Remote EPO
	Layout	1 U
Input 1	Voltage	120 VAC, Single Phase, 50/60 Hz
	Max Current	15 Amps
	Max Load	1.44 KVA
	Connection	5-15P, 9 ft cord, 3-wire 14 ga, SJT jacket (Rear panel)
	Voltage Monitor	None
	Current Monitor	None
Outlets	All Panels [1][2]	(2) 5-15R, 120V (10) 5-15R, 120V (S)
Protection	Spike/Surge Suppression [1]	Yes
	EMI Filter [1]	Yes
	Over Current [1]	(1) 15A Main Breaker
Env Sensors	Temperature	None
	Humidity	None
	Interlocks	None
	EPO	Remote EPO Type N.O./N.O.
Communications	Display	None
	Serial	None
	Ethernet	None
	Protocols	None

Physical	Dimensions	1 U x 19" W x 8" D
	Weight	lbs
	Materials	Chassis: Steel
	Finishes	Chassis: Zinc plated Gold, FrontPanel: Zinc plated Gold
Operating	Temperature	32°F to 122°F
	Humidity	5 %RH to 85 %RH
	Elevation	25,000 feet
Conformance	Warranty	http://www.marway.com/warranty
	Safety Certifications	UL
	Environment Certifications	None

Notes:
 [1] Certain details of the circuitry may only be revealed by the schematic (available separately)
 [2] S = switched, V = monitored voltage, A = monitored amps

UNLESS OTHERWISE SPECIFIED DIMENSIONS ARE IN INCHES TOLERANCES ARE: ANGLES DECIMALS ± .5° .001 ± .010 DO NOT SCALE DRAWING		METAL NO. _____ SILK NO. _____		APPROVALS DATE		MARWAY 1721 S. GRAND AVE. POWER SOLUTIONS SANTA ANA, CA 92705 PH: (714) 917-6200 FX: (714) 917-6253	
DRAWN: _____		DATE: 10/28/14		SPECIFICATION DRAWING-- MPD 100R-010			
CHECKED: _____		APPROVED: _____		SCALE: _____			
FINISH: _____		PROPRIETARY NOTICE THE INFORMATION CONTAINED IN THIS DRAWING IS THE SOLE PROPERTY OF MARWAY POWER SOLUTIONS. ANY REPRODUCTION IN PART OR AS A WHOLE WITHOUT THE WRITTEN PERMISSION OF MARWAY POWER SOLUTIONS IS STRICTLY PROHIBITED.		SIZE: D	CAGE CODE: 60955	DWG NO.: P100R-010	REV: A
		SCALE: _____		P100R-010 REV A		SHEET 1 OF 1	