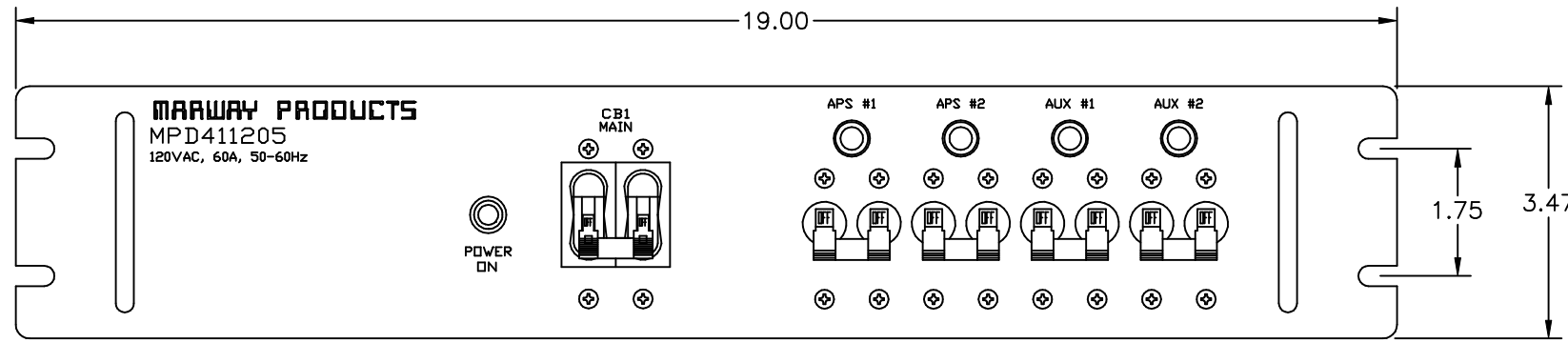
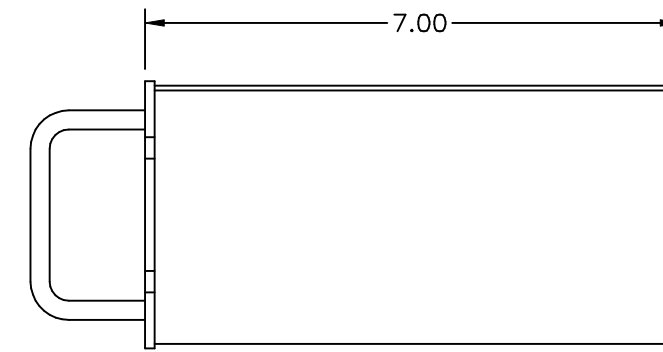


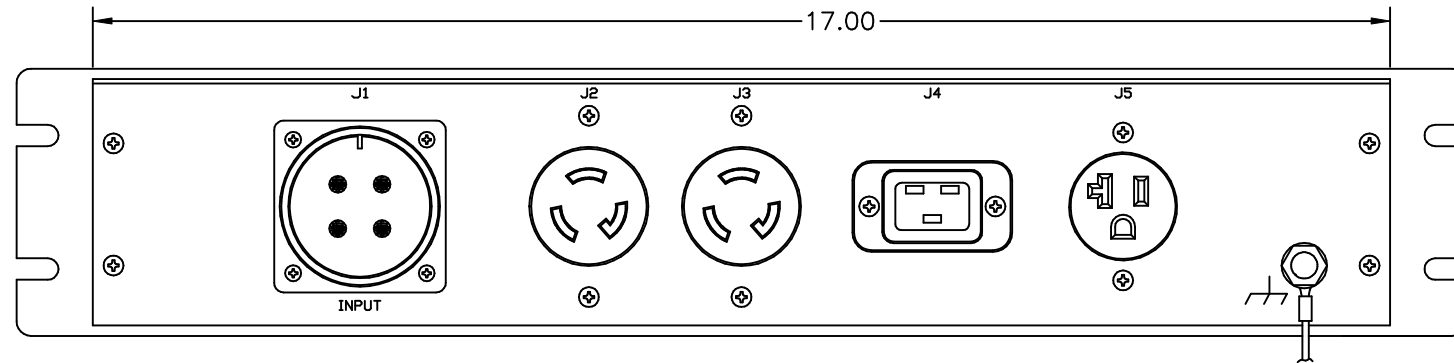
REVISIONS				
ECO#	REV	DESCRIPTION	DATE	BY
	A	INITIAL RELEASE	7/16/10	HC



FRONT VIEW



SIDE VIEW



REAR VIEW

Configuration	Type	Basic
	Layout	2 U
Input 1	Voltage	120 VAC, Single Phase, 50/60 Hz
	Max Current	60 Amps
	Max Load	5.76 KVA
	Connection	MIL Connector
	Voltage Monitor	None
	Current Monitor	None
Outlets	All Panels [1][2]	(1) 5-20R, 120V (1) C19, 120V (2) L5-30R, 120V
Protection	Spike/Surge Suppression [1]	None
	EMI Filter [1]	None
	Over Current [1]	(1) 60A Main Breaker (2) 30A Circuit Breaker (2) 20A Circuit Breaker
Env Sensors	Temperature	None
	Humidity	None
	Interlocks	None
	EPO	None
Communications	Display	None
	Serial	None
	Ethernet	None
	Protocols	None

Physical	Dimensions	2 U x 19" W x 7" D
	Weight	lbs
	Materials	Chassis: Steel
	Finishes	Chassis: Zinc plated Gold, FrontPanel: Painted Gray
Operating	Temperature	32F to 122F
	Humidity	5 %RH to 85 %RH
	Elevation	25,000 feet
Conformance	Warranty	http://www.marway.com/warranty
	Safety Certifications	None
	Environment Certifications	None
Notes:		
	[1] Certain details of the circuitry may only be revealed by the schematic (available separately)	
	[2] S = switched, V = monitored voltage, A = monitored amps	

PROPRIETARY NOTICE
ALL PATENT OR OTHER PROPRIETARY RIGHTS PERTAINING TO THE ITEMS SOLD HERE UNDER SHALL REMAIN THE SOLE PROPERTY OF MARWAY POWER SOLUTIONS EXCEPT THAT THE PURCHASER SHALL HAVE THE RIGHT TO USE SUCH ITEMS FOR THEIR INTENDED PURPOSE.

UNLESS OTHERWISE SPECIFIED DIMENSIONS ARE IN INCHES TOLERANCES ARE: ANGLES DECIMALS ± 1/2° .005 ± .03 ± .000 ± .010 DO NOT SCALE DRAWING		MATERIAL:	FINISH:	METAL NO.	SILK NO.	APPROVALS	DATE	 17500 GILLETTE AVE. IRVINE, CA 92614 Ph (714) 917-6200 FAX (714) 917-6253 TOLL FREE 800 462-7929
DRAWN		HC	7/16/10	SPECIFICATION DRAWING— MPD 411205				
CHECKED				SIZE FSCM NO. DWG NO. REV				
APPROVED				D 60955 411205 A				
SCALE NONE		P411205 REV A		SHEET 1 OF 1				