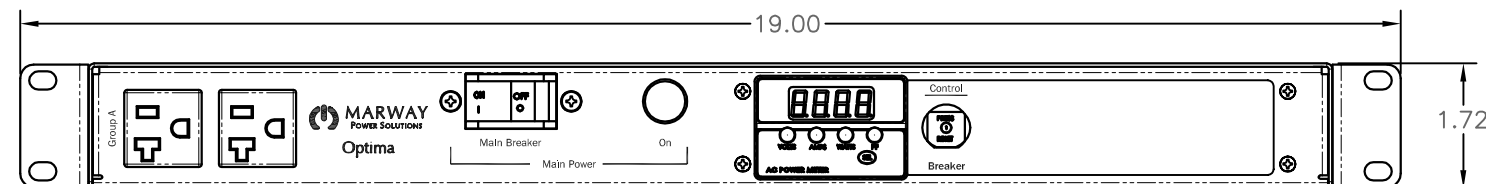
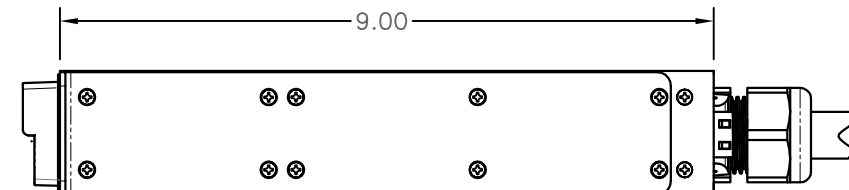


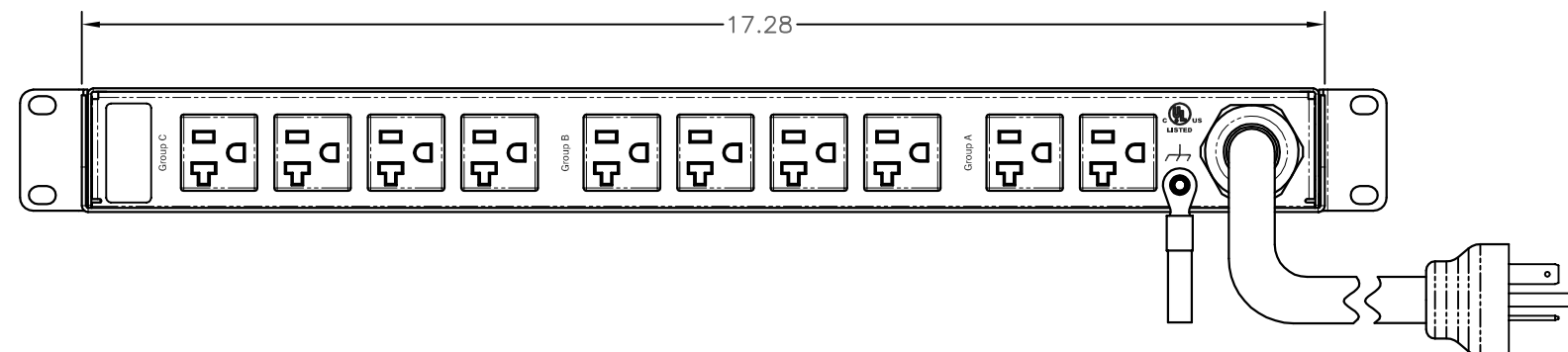
REVISIONS				
ECN#	REV	DESCRIPTION	DATE	BY
	A	INITIAL RELEASE	6/10/15	HC



FRONT VIEW



SIDE VIEW



REAR VIEW

Configuration	Features	VMtr, AMtr, EMI, Srg
	Layout	1 U
Input 1	Voltage	120 Vac, Single Phase, 50/60 Hz
	Max Current	20 Amps
	Max Load	1.92 KVA
	Connection	5-20P, 9 ft cord, 3-wire 12 ga, SJT jacket (Rear panel)
Protection	Voltage Monitor	Digital, ±1%
	Current Monitor	Digital, ±1%
	Over Current [1]	(1) 20A Main Breaker
Outlets	All Panels [1][2]	(12) 5-20R, 120V
	Spike/Surge Suppression [1]	Yes
	EMI Filter [1]	Yes
	Env Sensors	Temperature
Communications	Humidity	None
	Interlocks	None
	EPO	None
	Display	Multi-function Controller
	Serial	None
	Ethernet	None
	Protocols	None

Physical	Dimensions	1 U x 19" W x 9" D
	Weight	lbs
	Materials	Chassis: Steel
	Finishes	Chassis: Zinc plated Black, FrontPanel: Zinc plated Black
Operating	Temperature	32°F to 122°F
	Humidity	5 %RH to 85 %RH
	Elevation	25,000 feet
Conformance	Warranty	http://www.marway.com/warranty
	Safety Certifications	UL
	Environment Certifications	None
Notes:	[1] Certain details of the circuitry may only be revealed by the schematic (available separately) [2] S = switched, V = monitored voltage, A = monitored amps	

UNLESS OTHERWISE SPECIFIED DIMENSIONS ARE IN INCHES TOLERANCES ARE: ANGLES ± 5° DECIMALS .XX ± .03 XXX ± .010 DO NOT SCALE DRAWING		METAL NO.	SILK NO.	1721 S. GRAND AVE. SANTA ANA, CA 92705 PH: (714) 917-6200 FX: (714) 917-6253	
APPROVALS		DATE		SPECIFICATION DRAWING-- MPD 520022-000	
DRAWN		6/10/15		SIZE CAGE CODE DWG NO. REV	
CHECKED				D 60955 520022-000 A	
APPROVED				SCALE COMPUTER FILE NO. P520022-000 REV A SHEET 1 OF 1	
FINISH:				PROPRIETARY NOTICE THE INFORMATION CONTAINED IN THIS DRAWING IS THE SOLE PROPERTY OF MARWAY POWER SOLUTIONS. ANY REPRODUCTION IN PART OR AS A WHOLE WITHOUT THE WRITTEN PERMISSION OF MARWAY POWER SOLUTIONS IS STRICTLY PROHIBITED.	