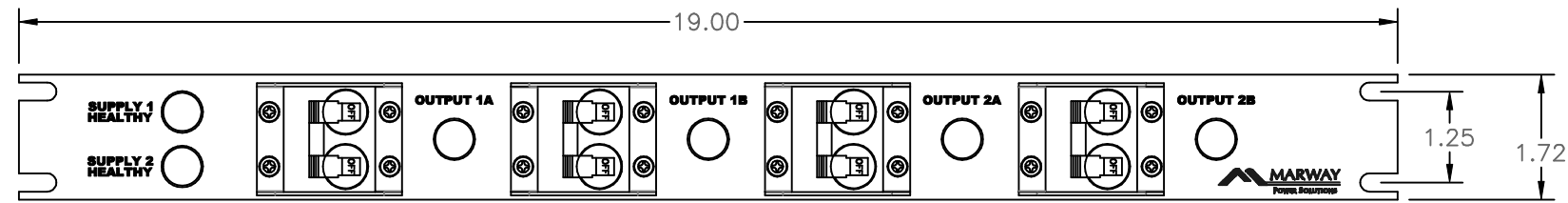
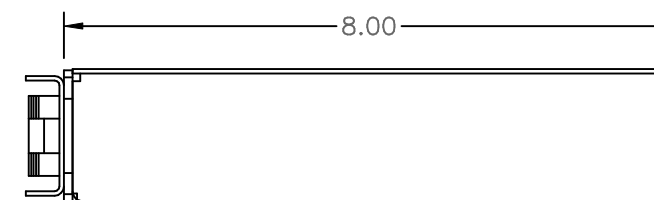


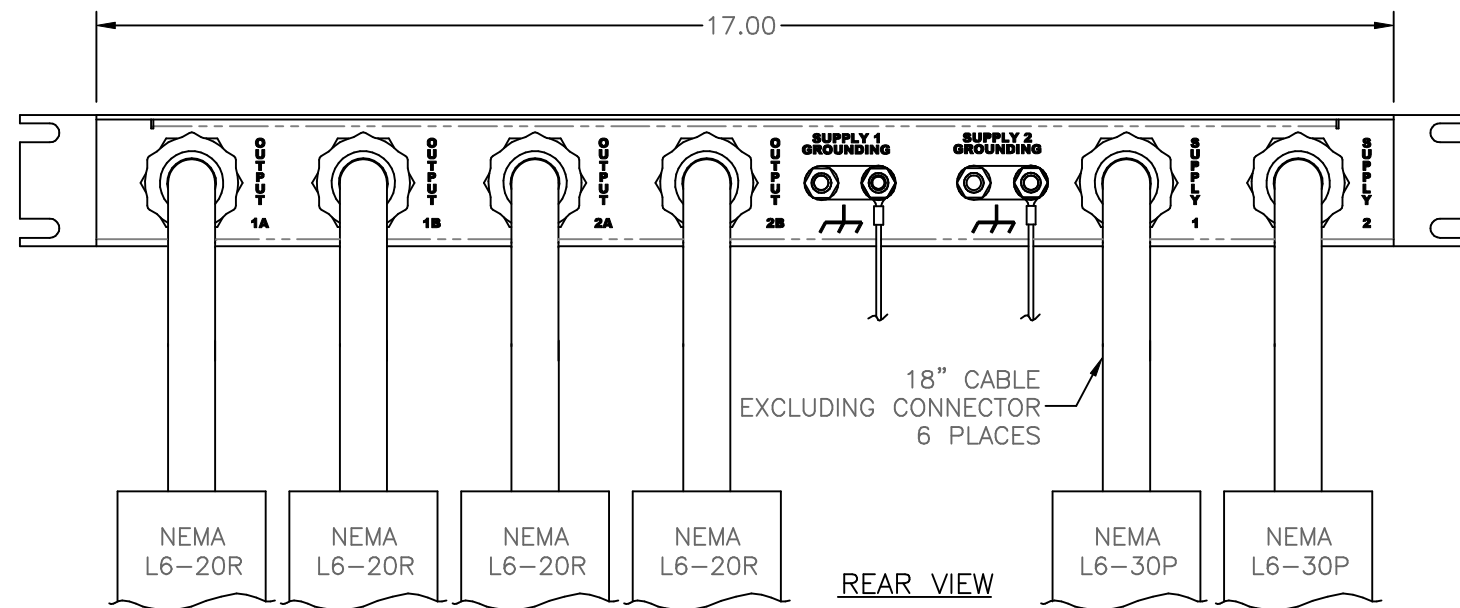
REVISIONS				
ED#	REV	DESCRIPTION	DATE	BY
	A	INITIAL RELEASE	3/15/12	HC



FRONT VIEW



SIDE VIEW



REAR VIEW

Configuration	Type	Basic
	Layout	1 U
Input 1	Voltage	208 VAC, Single Phase, 50/60 Hz
	Max Current	30 Amps
	Max Load	4.99 KVA
	Connection	L6-30P, 18 in cord, 3-wire 10 ga, SO jacket (Rear panel)
	Voltage Monitor	None
	Current Monitor	None
Input 2	Voltage	208 VAC, Single Phase, 50/60 Hz
	Max Current	30 Amps
	Max Load	4.99 KVA
	Connection	L6-30P, 18 in cord, 3-wire 10 ga, SO jacket (Rear panel)
	Voltage Monitor	None
	Current Monitor	None
Outlets	All Panels [1][2]	(4) L6-20R, 208V
Protection	Spike/Surge Suppression [1]	None
	EMI Filter [1]	None
	Over Current [1]	(2) 30A Main Breaker
Env Sensors	Temperature	None
	Humidity	None
	Interlocks	None
	EPO	None

Communications	Display	None
	Serial	None
	Ethernet	None
	Protocols	None
Physical	Dimensions	1 U x 19" W x 8" D
	Weight	15 lbs
	Materials	Chassis: Steel
	Finishes	Chassis: Zinc plated Gold, FrontPanel: Zinc plated Gold
Operating	Temperature	32°F to 122°F
	Humidity	5 %RH to 85 %RH
	Elevation	25,000 feet
Conformance	Warranty	<a href="http://www.marway.com/warranty">http://www.marway.com/warranty</a>
	Safety Certifications	None
	Environment Certifications	None

Notes:  
 [1] Certain details of the circuitry may only be revealed by the schematic (available separately)  
 [2] S = switched, V = monitored voltage, A = monitored amps

UNLESS OTHERWISE SPECIFIED DIMENSIONS ARE IN INCHES TOLERANCES ARE: ANGLES DECIMALS .XX ± .03 .XXX ± .010 DO NOT SCALE DRAWING	MATERIAL:			1721 S. GRAND AVE. SANTA ANA, CA 92705 PH: (714) 917-8200 FX: (714) 917-8253
	FINISH:			
	APPROVALS		DATE	
	DRAWN	HC	3/15/12	
CHECKED				SPECIFICATION DRAWING- MPD 411341-032
APPROVED				
SIZE	CAGE CODE	DWG NO.	REV	
D	60955	411341-032	A	THE INFORMATION CONTAINED IN THIS DRAWING IS THE SOLE PROPERTY OF MARWAY POWER SOLUTIONS. ANY REPRODUCTION IN PART OR AS A WHOLE WITHOUT THE WRITTEN PERMISSION OF MARWAY POWER SOLUTIONS IS STRICTLY PROHIBITED.
SCALE		COMP. FILE NO.	SHEET 1 OF 1	P411341-032 REV A