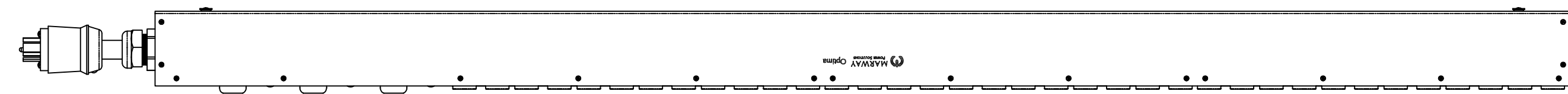
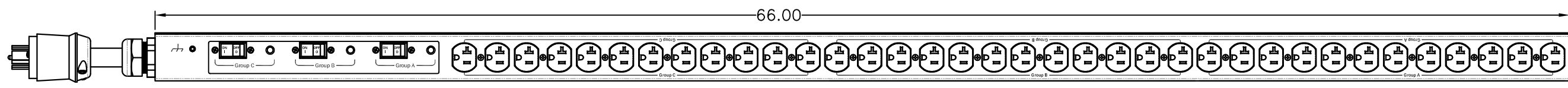


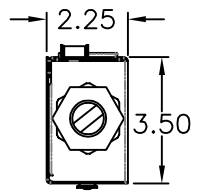
| REVISIONS | | | | |
|-----------|-----|-----------------|----------|----|
| ECN# | REV | DESCRIPTION | DATE | BY |
| | A | INITIAL RELEASE | 12/23/16 | HC |



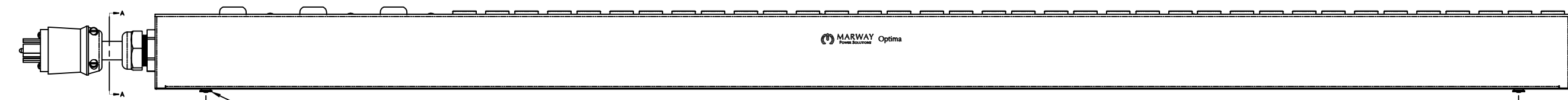
SIDE VIEW



FRONT VIEW



SECTION VIEW A-A



SIDE VIEW

| Configuration | Features | |
|----------------|-----------------------------|--|
| | Layout | Zero U |
| Input 1 | Voltage | 120/208 Vac, 3-Phase Wye, 50/60 Hz |
| | Max Current | 20 Amps |
| | Max Load | 1.92 KVA, 5.75 KVA |
| | Connection | L21-20P, 15 ft cord, 5-wire 12 ga, SOOW jacket (End panel) |
| | Voltage Monitor | None |
| | Current Monitor | None |
| Outlets | All Panels [1][2] | (36) 5-20R, 120V |
| Protection | Spike/Surge Suppression [1] | None |
| | EMI Filter [1] | None |
| | Over Current [1] | (3) 20A Circuit Breaker |
| Env Sensors | Temperature | None |
| | Humidity | None |
| | Interlocks | None |
| | EPO | None |
| Communications | Display | None |
| | Serial | None |
| | Ethernet | None |
| | Protocols | None |

| | | |
|-------------|----------------------------|---|
| Physical | Dimensions | 66" H x 2.25" W x 3.5" D |
| | Weight | 25 lbs Estimated |
| | Materials | Chassis: Steel |
| Operating | Finishes | Chassis: Zinc plated Black, FrontPanel: Zinc plated Black |
| | Temperature | 32°F to 122°F |
| | Humidity | 5 %RH to 85 %RH |
| Conformance | Elevation | 25,000 feet |
| | Warranty | http://www.marway.com/warranty |
| | Safety Certifications | None |
| | Environment Certifications | None |

Notes:
 [1] Certain details of the circuitry may only be revealed by the schematic (available separately)
 [2] S = switched, V = monitored voltage, A = monitored amps

| | | | | | |
|---|--|-------------------|----------|---|-----------|
| UNLESS OTHERWISE SPECIFIED DIMENSIONS ARE IN INCHES TOLERANCES ARE: ANGLES DECIMALS ± .5° .001 ± .03 300K ± .010 DO NOT SCALE DRAWING | | METAL NO. | SILK NO. | 1721 S. GRAND AVE. SANTA ANA, CA 92705 PH: (714) 917-6200 FX: (714) 917-6253 | |
| APPROVALS | | DATE | | SPECIFICATION DRAWING-- MPD 539003-000 | |
| DRAWN | | 12/23/16 | | | |
| CHECKED | | | | | |
| APPROVED | | | | SIZE | CAGE CODE |
| FINISH: | | | | D | 60955 |
| <small>PROPRIETARY NOTICE</small> <small>THE INFORMATION CONTAINED IN THIS DRAWING IS THE SOLE PROPERTY OF MARWAY POWER SOLUTIONS. ANY REPRODUCTION IN PART OR AS A WHOLE WITHOUT THE WRITTEN PERMISSION OF MARWAY POWER SOLUTIONS IS STRICTLY PROHIBITED.</small> | | DWG NO. | | REV | |
| | | P539003-000 REV A | | A | |
| | | SHEET 1 OF 1 | | | |