
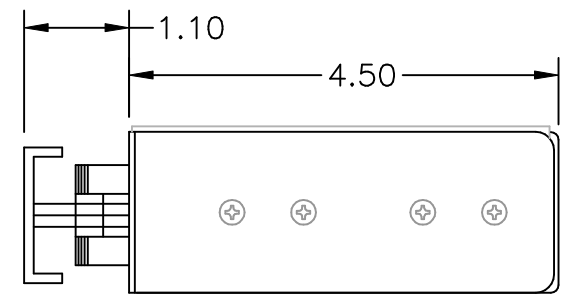


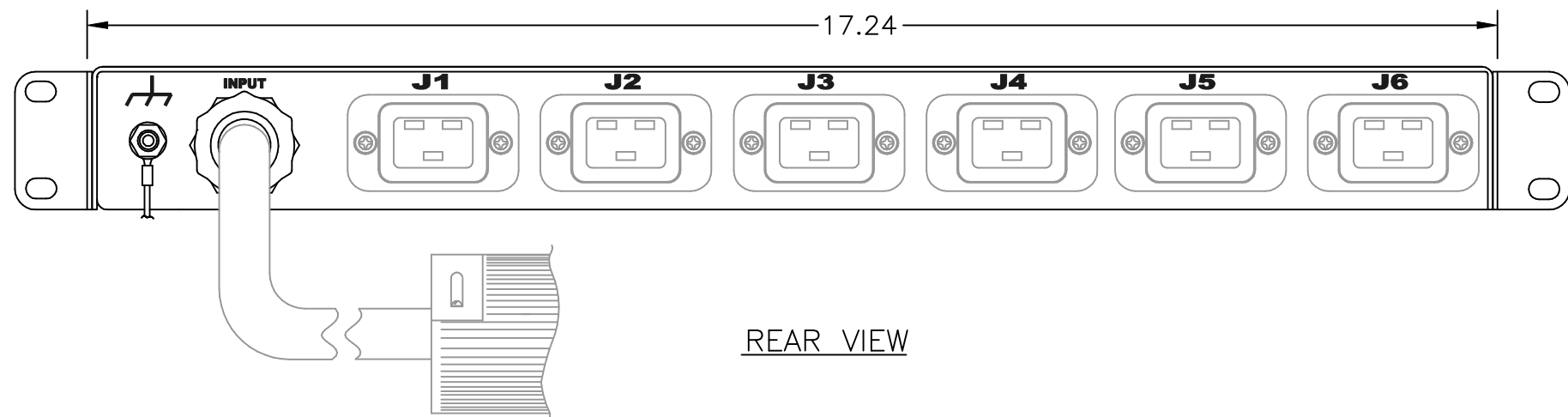
EDM#		REV	REVISIONS		DATE	BY
		A	INITIAL RELEASE		6/29/11	HC



FRONT VIEW



SIDE VIEW



REAR VIEW

Configuration	Type	Basic
	Layout	1 U
Input 1	Voltage	120 VAC, Single Phase, 50/60 Hz
	Max Current	30 Amps
	Max Load	2.88 KVA
	Connection	L5-30P, 4 ft cord, 3-wire 10 ga, SO jacket (Rear panel)
	Voltage Monitor	None
	Current Monitor	None
Outlets	All Panels [1][2]	(6) C13, 120V (S)
	Protection	Spike/Surge Suppression [1] Yes EMI Filter [1] None Over Current [1] (1) 30A Main Breaker
Env Sensors	Temperature	None
	Humidity	None
	Interlocks	None
	EPO	None
Communications	Display	None
	Serial	None
	Ethernet	None
	Protocols	None
Physical	Dimensions	1 U x 19" W x 4.5" D

Physical	Dimensions	1 U x 19" W x 4.5" D
	Weight	lbs
	Materials	Chassis: Steel
	Finishes	Chassis: Zinc plated Gold, FrontPanel: Zinc plated Gold
Operating	Temperature	32°F to 122°F
	Humidity	5 %RH to 85 %RH
	Elevation	25,000 feet
Conformance	Warranty	http://www.marway.com/warranty
	Safety Certifications	None
	Environment Certifications	None

Notes:
 [1] Certain details of the circuitry may only be revealed by the schematic (available separately)
 [2] S = switched, V = monitored voltage, A = monitored amps

UNLESS OTHERWISE SPECIFIED DIMENSIONS ARE IN INCHES TOLERANCES ARE: ANGLES DECIMALS X.X ± .03 X.XX ± .010 DO NOT SCALE DRAWING		MATERIAL:		FINISH:		APPROVALS		DATE				1721 S. GRAND AVE. SANTA ANA, CA 92705 PH: (714) 917-8200 FX: (714) 917-8253	
						DRAWN		6/29/11		SPECIFICATION DRAWING-			
						CHECKED				MPD 85-012			
						APPROVED				SIZE		REV	
										D 60955		A	
										CAGE CODE		DWG NO.	
										NONE		P85-012	
										SCALE		SHEET 1 OF 1	
										NONE		P85-012 REV A	