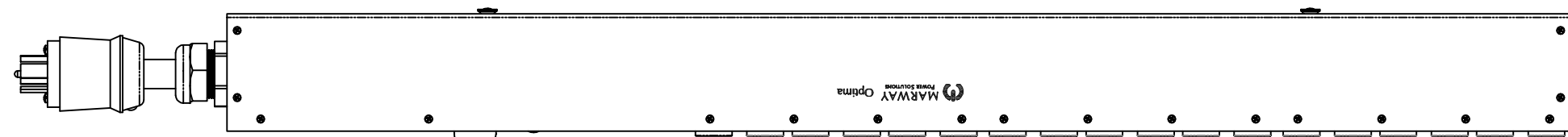
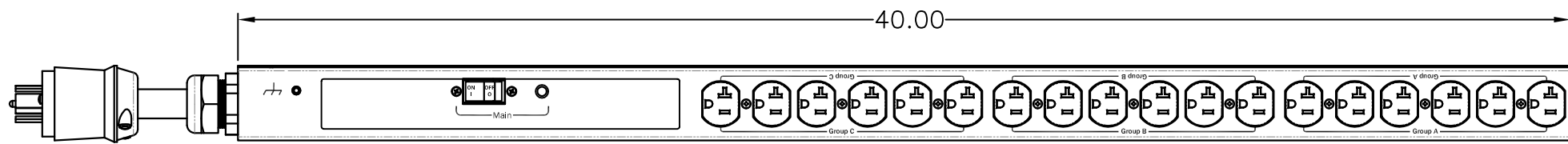


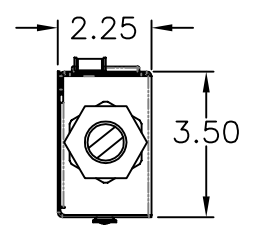
REVISIONS				
ECN#	REV	DESCRIPTION	DATE	BY
	A	INITIAL RELEASE	12/23/16	HC



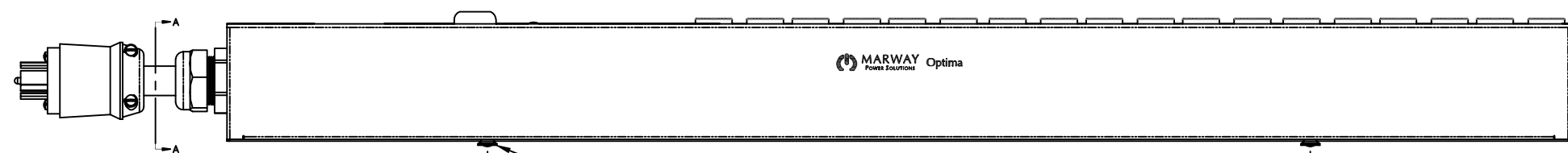
SIDE VIEW



FRONT VIEW



SECTION VIEW A-A



SIDE VIEW

Configuration	Features	
	Layout	Zero U
Input 1	Voltage	100-120 Vac, Single Phase, 50/60 Hz
	Max Current	20 Amps
	Max Load	1.92 KVA
	Connection	L5-20P, 14 ft cord, 3-wire 12 ga, SJT jacket (End panel)
	Voltage Monitor	None
	Current Monitor	None
Outlets	All Panels [1][2]	(18) 5-20R, 100-120V
Protection	Spike/Surge Suppression [1]	None
	EMI Filter [1]	None
	Over Current [1]	(1) 20A Main Breaker
Env Sensors	Temperature	None
	Humidity	None
	Interlocks	None
	EPO	None
Communications	Display	None
	Serial	None
	Ethernet	None
	Protocols	None

Physical	Dimensions	40" H x 2.25" W x 3.5" D
	Weight	16 lbs Estimated
	Materials	Chassis: Steel
	Finishes	Chassis: Zinc plated Black, FrontPanel: Zinc plated Black
Operating	Temperature	32°F to 122°F
	Humidity	5%RH to 85%RH
	Elevation	25,000 feet
Conformance	Warranty	<a href="http://www.marway.com/warranty">http://www.marway.com/warranty</a>
	Safety Certifications	None
	Environment Certifications	None

Notes:  
 [1] Certain details of the circuitry may only be revealed by the schematic (available separately)  
 [2] S = switched, V = monitored voltage, A = monitored amps

UNLESS OTHERWISE SPECIFIED DIMENSIONS ARE IN INCHES TOLERANCES ARE: ANGLES DECIMALS ± .5° .001 ± .03 300K ± .010 DO NOT SCALE DRAWING		METAL NO.		SILK NO.		APPROVALS		DATE		1721 S. GRAND AVE. SANTA ANA, CA 92705 PH: (714) 917-6200 FX: (714) 917-6253	
DRAWN		HC		12/23/16		SPECIFICATION DRAWING--		MPD 529015-000		REV	
CHECKED						SIZE		CAGE CODE		DWG NO.	
APPROVED						D		60955		529015-000	
FINISH:						SCALE		COMPUTER FILE NO.		P529015-000 REV A SHEET 1 OF 1	